

## INDEPENDENT AUDITORS' REPORT

To The Members of Park Land Construction and Equipments Limited  
(formerly known as Park Land Construction and Equipments Private Limited)

### Report on the Audit of the Financial Statements

#### Opinion

We have audited the accompanying financial statements of **Park Land Construction and Equipments Limited (formerly known as Park Land Construction and Equipments Private Limited) ("the Company")**, which comprise the Balance Sheet as at March 31, 2023, the Statement of Profit and Loss (including Other Comprehensive Income), the Statement of Changes in Equity and the Statement of Cash Flows for the year ended on that date, and a summary of the significant accounting policies and other explanatory information (hereinafter referred to as "the Financial Statements").

In our opinion and to the best of our information and according to the explanations given to us, the aforesaid Financial Statements give the information required by the Companies Act, 2013 ("the Act") in the manner so required and give a true and fair view in conformity with the Indian Accounting Standards prescribed under section 133 of the Act read with the Companies (Indian Accounting Standards) Rules, 2015, as amended, ("Ind AS") and other accounting principles generally accepted in India, of the state of affairs of the Company as at March 31, 2023, the profit and total comprehensive income, changes in equity and its cash flows for the year ended on that date.


#### Basis of Opinion

We conducted our audit of the Financial Statements in accordance with the Standards on Auditing specified under section 143(10) of the Act (SAs). Our responsibilities under those Standards are further described in the *Auditor's Responsibilities for the Audit of the Financial Statements* section of our report. We are independent of the Company in accordance with the Code of Ethics issued by the Institute of Chartered Accountants of India (ICAI) together with the independence requirements that are relevant to our audit of the Financial Statements under the provisions of the Act and the Rules made thereunder, and we have fulfilled our other ethical responsibilities in accordance with these requirements and the ICAI's Code of Ethics. We believe that the audit evidence we have obtained is sufficient and appropriate to provide a basis for our audit opinion on the Financial Statements.

#### Information Other than the Financial Statements and Auditors' Report Thereon

The Company's Management and Board of Directors are responsible for the preparation of the other information. The other information comprises the information included in the Management Discussion and Analysis, Board's Report including Annexures to Board's Report, Business Responsibility Report, Corporate Governance and Shareholder's Information, but does not include the Financial Statements and our auditor's report thereon. The other information is expected to be made available to us after the date of this Auditor report.

Our opinion on the Financial Statements does not cover the other information and we do not express any form of assurance conclusion thereon.



In connection with our audit of the Financial Statements, our responsibility is to read the other information and, in doing so, consider whether the other information is materially inconsistent with the Financial Statements or our knowledge obtained during the course of our audit or otherwise appears to be materially misstated.

If, based on the work we have performed, we conclude that there is a material misstatement of this other information, we are required to report that fact. We have nothing to report in this regard.

### **Management's Responsibility for the Financial Statements**

The Company's Management and Board of Directors are responsible for the matters stated in section 134(5) of the Act with respect to the preparation of these financial statements that give a true and fair view of the financial position, financial performance, total comprehensive income, changes in equity and cash flows of the Company in accordance with the Ind AS and other accounting principles generally accepted in India. This responsibility also includes maintenance of adequate accounting records in accordance with the provisions of the Act for safeguarding the assets of the Company and for preventing and detecting frauds and other irregularities; selection and application of appropriate accounting policies; making judgments and estimates that are reasonable and prudent; and design, implementation and maintenance of adequate internal financial controls, that were operating effectively for ensuring the accuracy and completeness of the accounting records, relevant to the preparation and presentation of the financial statements that give a true and fair view and are free from material misstatement, whether due to fraud or error.

In preparing the Financial Statements, management is responsible for assessing the Company's ability to continue as a going concern, disclosing, as applicable, matters related to going concern and using the going concern basis of accounting unless management either intends to liquidate the Company or to cease operations, or has no realistic alternative but to do so.


The Board of Directors are responsible for overseeing the Company's financial reporting process

### **Auditor's Responsibilities for the Audit of the Financial Statements**

Our objectives are to obtain reasonable assurance about whether the Financial Statements as a whole are free from material misstatement, whether due to fraud or error, and to issue an auditor's report that includes our opinion. Reasonable assurance is a high level of assurance, but is not a guarantee that an audit conducted in accordance with SAs will always detect a material misstatement when it exists. Misstatements can arise from fraud or error and are considered material if, individually or in the aggregate, they could reasonably be expected to influence the economic decisions of users taken on the basis of these Financial Statements.

As part of an audit in accordance with SAs, we exercise professional judgment and maintain professional skepticism throughout the audit. We also:

- Identify and assess the risks of material misstatement of the Financial Statements, whether due to fraud or error, design and perform audit procedures responsive to those risks, and obtain audit evidence that is sufficient and appropriate to provide a basis for our opinion. The risk of not detecting a material misstatement resulting from fraud is higher than for one resulting from error, as fraud may involve collusion, forgery, intentional omissions, misrepresentations, or the override of internal control.
- Obtain an understanding of internal financial controls relevant to the audit in order to design audit procedures that are appropriate in the circumstances. Under section 143(3)(i) of the Act, we are also responsible for expressing our opinion on whether the Company has adequate internal financial controls system in place and the operating effectiveness of such controls.



- Evaluate the appropriateness of accounting policies used and the reasonableness of accounting estimates and related disclosures made by management.
- Conclude on the appropriateness of management's use of the going concern basis of accounting and, based on the audit evidence obtained, whether a material uncertainty exists related to events or conditions that may cast significant doubt on the Company's ability to continue as a going concern. If we conclude that a material uncertainty exists, we are required to draw attention in our auditor's report to the related disclosures in the Financial Statements or, if such disclosures are inadequate, to modify our opinion. Our conclusions are based on the audit evidence obtained up to the date of our auditor's report. However, future events or conditions may cause the Company to cease to continue as a going concern.
- Evaluate the overall presentation, structure and content of the Financial Statements, including the disclosures, and whether the Financial Statements represent the underlying transactions and events in a manner that achieves fair presentation.


Materiality is the magnitude of misstatements in the Financial Statements that, individually or in aggregate, makes it probable that the economic decisions of a reasonably knowledgeable user of the financial statements may be influenced. We consider quantitative materiality and qualitative factors in (i) planning the scope of our audit work and in evaluating the results of our work; and (ii) to evaluate the effect of any identified misstatements in the financial statements.

We communicate with those charged with governance regarding, among other matters, the planned scope and timing of the audit and significant audit findings, including any significant deficiencies in internal control that we identify during our audit.

We also provide those charged with governance with a statement that we have complied with relevant ethical requirements regarding independence, and to communicate with them all relationships and other matters that may reasonably be thought to bear on our independence, and where applicable, related safeguards.

#### **Report on Other Legal and Regulatory Requirements**

1. As required by Section 143(3) of the Act, based on our audit we report that:
  - a) We have sought and obtained all the information and explanations which to the best of our knowledge and belief were necessary for the purposes of our audit.
  - b) In our opinion, proper books of account as required by law have been kept by the Company so far as it appears from our examination of those books.
  - c) The Balance Sheet, the Statement of Profit and Loss including Other Comprehensive Income, Statement of Changes in Equity and the Statement of Cash Flow dealt with by this Report are in agreement with the relevant books of account.
  - d) In our opinion, the aforesaid Financial Statements comply with the Ind AS specified under Section 133 of the Act, read with Rule 7 of the Companies (Accounts) Rules, 2014.
  - e) On the basis of the written representations received from the directors as on March 31, 2023 taken on record by the Board of Directors, none of the directors is disqualified as on March 31, 2023 from being appointed as a director in terms of Section 164 (2) of the Act.




f) With respect to the adequacy of the internal financial controls over financial reporting of the Company with reference to these Financial Statements and the operating effectiveness of such controls, refer to our separate report in "Annexure B" to this report. Our report expresses an unmodified opinion on the adequacy and operating effectiveness of the Company's internal financial controls over financial reporting.

g) With respect to the other matters to be included in the Auditor's Report in accordance with the requirements of section 197(16) of the Act, as amended:

According to the information and explanations given to us, no remuneration has been paid by the Company to its directors during the year.

h) With respect to the other matters to be included in the Auditor's Report in accordance with Rule 11 of the Companies (Audit and Auditors) Rules, 2014, as amended in our opinion and to the best of our information and according to the explanations given to us:

- i. There are no pending litigations requiring disclosure of its impact on its financial position in financial statements.
- ii. The Company did not have any long-term contracts including derivative contracts for which there were any material foreseeable losses.
- iii. There are no amounts, required to be transferred, to the Investor Education and Protection Fund by the Company.
- iv. (a) The Management has represented that, to the best of its knowledge and belief, no funds (which are material either individually or in the aggregate) have been advanced or loaned or invested (either from borrowed funds or share premium or any other sources or kind of funds) by the Company to or in any other person or entity, including foreign entity ("Intermediaries"), with the understanding, whether recorded in writing or otherwise, that the Intermediary shall, whether, directly or indirectly lend or invest in other persons or entities identified in any manner whatsoever by or on behalf of the Company ("Ultimate Beneficiaries") or provide any guarantee, security or the like on behalf of the Ultimate Beneficiaries;  
  
(b) The Management has represented, that, to the best of its knowledge and belief, no funds (which are material either individually or in the aggregate) have been received by the Company from any person or entity, including foreign entity ("Funding Parties"), with the understanding, whether recorded in writing or otherwise, that the Company shall, whether, directly or indirectly, lend or invest in other persons or entities identified in any manner whatsoever by or on behalf of the Funding Party ("Ultimate Beneficiaries") or provide any guarantee, security or the like on behalf of the Ultimate Beneficiaries;  
  
(c) Based on the audit procedures that have been considered reasonable and appropriate in the circumstances, nothing has come to our notice that has caused us to believe that the representations under sub-clause (i) and (ii) of Rule 11(e), as provided under (a) and (b) above, contain any material misstatement.
- v. Proviso to Rule 3(1) of the Companies (Accounts) Rules, 2014 for maintaining books of account using accounting software which has a feature of recording audit trail (edit log) facility is applicable on the Company with effect from 1st April, 2023 and accordingly reporting under Rule 11(g) of Companies (Audit and Auditors) Rules, 2014 is not applicable for financial year ended March 31, 2023.



vi. The Company has not declared or paid any dividend during the year.

2. As required by the Companies (Auditor's Report) Order, 2020 ("the Order") issued by the Central Government in terms of Section 143(11) of the Act, we give in "Annexure A" a statement on the matters specified in paragraphs 3 and 4 of the Order.

For Singh Pal & Associates



Firm registration Number: 023070N

*Brijesh Kumar Singh*  
**Brijesh Kumar Singh**  
Partner

Membership Number: 509943

UDIN: 23509943BGQNMR2061

Place: New Delhi

Date: May 29, 2023

## ANNEXURE 'A' TO THE INDEPENDENT AUDITOR'S REPORT

(Referred to in paragraph 2 under 'Report on Other Legal and Regulatory Requirements' section of our report to the Members of Park Land Construction and Equipments Limited (formerly known as Park Land Construction and Equipments Private Limited) of even date)

To the best of our information and according to the explanations provided to us by the Company and the books of account and records examined by us in the normal course of audit, we state that:

- i) In respect of the Company's Property, Plant and Equipment and Intangible Assets:
  - (a) (A) The Company has maintained proper records showing full particulars, including quantitative details and the situation of Property, Plant and Equipment.  
(B) The Company has no intangible assets.
  - (b) The Company has a program of physical verification of Property, Plant and Equipment so as to cover all the assets once every year which, in our opinion, is reasonable having regard to the size of the Company and the nature of its assets. Pursuant to the program, Property, Plant and Equipment were physically verified by the Management during the year. According to the information and explanations given to us, no material discrepancies were noticed on such verification.
  - (c) Based on our examination of the property tax receipts and for land on which building is constructed, registered sale deed/ transfer deed/ conveyance deed provided to us, we report that, the title in respect of self – constructed buildings and title deeds of all other immovable properties, disclosed in the financial statements included under Investment Property are held in the name of the Company as at the balance sheet date. The Company does not have any leased property as at balance sheet date.
  - (d) The Company has not revalued any of its Property, Plant and Equipment and intangible assets during the year.
  - (e) No proceedings have been initiated during the year or are pending against the Company as at March 31, 2023 for holding any benami property under the Benami Transactions (Prohibition) Act, 1988 (as amended in 2016) and rules made thereunder.
- ii) (a) The Company does not have any inventories and hence, reporting under clause 3(ii)(a) of the Order is not applicable.  
  
(b) The Company does not have any sanctioned working capital limits in excess of Rs.5 crore, in aggregate, at any points of time during the year, from banks or financial institutions on the basis of security of current assets and hence, reporting under clause 3(ii)(b) of the Order is not applicable.
- iii) According to the information and explanations given to us, the Company has not made investments in, provided any guarantee or security to companies, firms, Limited Liability Partnerships or any other parties. The company has granted loans and advances in nature of loans repayable on demand in respect of which:
  - a) The aggregate amount of loan granted during the year amounted to Rs. Nil.
  - b) The aggregate amount as at beginning of the year is Rs. Nil and at the end of financial year amounted to Rs. Nil, out of which amount outstanding from related parties amounted to Rs. Nil.



- c) The loans granted and advances in the nature of loans granted are prima facie, not prejudicial to the interest of the company.
- d) In respect of loans and advances granted, the same are repayable on demand, and no demand for repayment has been made, therefore no comments on regular repayment.
- e) Since, the loans granted are repayable on demand and no demand for repayment has been made, there are no overdue for more than 90 days.
- f) No loan or advance in the nature of loan granted which has fallen due during the year, has been renewed or extended or fresh loans granted to settle the overdues of existing loans given to the same parties.
- iv) According to the information and explanations given to us, in respect of loan, investment, guarantees and security, the provision of section 185 and 186 of the Companies Act 2013 have been complied with.
- v) The Company has not accepted any deposits or amounts which are deemed to be deposits and hence, reporting under clause 3(v) of the Order is not applicable.
- vi) In our opinion and according to the information and explanations given to us, maintenance of Cost records under section 148(i) of the Act is not applicable to the Company and hence, reporting under clause 3(vi) of the Order is not applicable.

vii) In respect of Statutory Dues:


- a) According to the information and explanations given to us and on the basis of our examination of the records of the Company, Income Tax, and other applicable material undisputed statutory dues have generally been deposited regularly during the year with the appropriate authorities and there are no arrears of outstanding statutory dues as at the last day of the financial year concerned, for a period of more than six months from the date they became payable, other than as under:

| Name of the statute | Nature of the dues | Amount (₹ in Lacs) | Period to which it relates | Due Date | Date of Payment | Remarks, if any |
|---------------------|--------------------|--------------------|----------------------------|----------|-----------------|-----------------|
| NA                  | NA                 | NA                 | NA                         | NA       | NA              | NA              |

- b) According to the information and explanations given to us, there are no dues of Income Tax and other applicable material statutory dues which have not been deposited as on March 31, 2023 on account of any dispute.
- viii) There were no transactions relating to previously unrecorded income that have been surrendered or disclosed as income during the year in the tax assessments under the Income Tax Act, 1961 and hence, reporting under clause 3(viii) of the Order is not applicable.
- ix) a) The Company has not defaulted in repayment of loans or other borrowings or in payment of interest thereon to any lender.
- b) The Company has not been declared willful defaulter by any bank or financial institution or government or any other authority.



- c) The Company has not taken any term loans during the year and hence, reporting under clause 3(ix)(c) of the Order is not applicable.
- d) The Company has not taken any term loans during the year and hence, reporting under clause 3(ix)(d) of the Order is not applicable.
- e) The Company does not have any subsidiary company and hence, reporting clause 3(ix)(e) of the Order is not applicable.
- f) The Company does not have any subsidiaries, joint ventures and associates and hence, reporting under clause 3(ix)(f) of the Order is not applicable.
- x) a) The Company has not raised money by initial public offer or further public offer (including debt instruments) during the year and hence, reporting under clause 3(x)(a) of the Order is not applicable.
- b) During the year, the Company has not made any preferential allotment or private placement of shares or convertible debentures (fully or partly or optionally) and hence, reporting under clause 3(x)(b) of the Order is not applicable.
- xi) a) No fraud by the Company and no material fraud on the Company has been noticed or reported during the year.
- b) No report under sub section (12) of section 143 of the Companies Act has been filed in Form ADT-4 as prescribed under rule 13 of Companies (Audit and Auditors) Rules, 2014 with the Central Government, during the year upto the date of this report.
- c) No whistleblower complaints have been received by the company during the year and upto the date of this report.
- xii) According to the information and explanations given to us the Company is not a Nidhi Company and hence, reporting under clause 3(xii) of the Order is not applicable.
- xiii) According to the information and explanations given to us, the Company is in compliance with the Section 177 and 188 of the Companies Act, 2013 with respect to applicable transactions with the related parties and the details of related party transactions have been disclosed in the Financial Statements as required by the applicable accounting standards.
- xiv) According to the information and explanations given to us and as per the provision of Companies Act 2013, internal audit is not applicable to the Company and hence, clause 3(xiv) of the Order is not applicable.
- xv) According to the information and explanations given to us during the year the Company has not entered into any non-cash transactions with its Directors or persons connected with its directors and hence provisions of section 192 of the Companies Act, 2013 are not applicable to the Company.
- xvi) a) According to the information and explanations given to us, the Company is not required to be registered under section 45-IA of the Reserve Bank of India Act, 1934 and hence, reporting under clause 3(xvi)(a) of the Order is not applicable.





b) In our opinion, there is no core investment company within the Group (as defined in the Core Investment Companies (Reserve Bank) Directions, 2016) and hence, reporting under clause 3(xvi)(b) of the Order is not applicable.

xvii) The Company has earned cash profit of Rs. 3.05 lacs during the financial year covered by our audit; however, the Company has incurred cash losses of Rs. 0.16 lacs in immediately preceding financial year.

xviii) There has been no resignation of statutory auditors of the Company during the year pertaining to financial year 2022-23. Accordingly, clause 3(xviii) of the Order is not applicable to the Company.

xix) On the basis of the financial ratios, ageing and expected dates of realization of financial assets and payment of financial liabilities, other information accompanying the financial statements and our knowledge of the Board of Directors and Management plans and based on our examination of the evidence supporting the assumptions, nothing has come to our attention, which causes us to believe that any material uncertainty exists as on the date of audit report indicating that the Company is not capable of meeting its liabilities existing at the date of balance sheet as and when they fall due within a period of one year from the balance sheet date. We, however, state that this is not an assurance as to the future viability of the Company. We further state that our reporting is based on the facts up to the date of the audit report and we neither give any guarantee nor any assurance that all liabilities falling due within a period of one year from the balance sheet date, will get discharged by the Company as and when they fall due.

xx) According to the information and explanations given to us, Corporate Social Responsibility (CSR) under section 135 of the Act is not applicable to the Company and hence, reporting under clause 3(xx)(a) and (b) of the Order is not applicable.

For Singh Pal & Associates

Chartered Accountants

Firm registration Number: 023070N



**Rajesh Kumar Singh**

Partner

Membership Number: 509943

UDIN: 23509943BGQNMR2061

Place: New Delhi

Date: May 29, 2023

**ANNEXURE 'B' to the Report on the Internal Financial Controls Over Financial Reporting under Clause (i) of Sub-section 3 of Section 143 of the Companies Act, 2013 ("the Act")**

We have audited the internal financial controls over financial reporting **Park Land Construction and Equipments Limited (formerly known as Park Land Construction and Equipments Private Limited)** ("the Company") as of 31 March 2023 in conjunction with our audit of the Financial Statements of the Company for the year ended on that date.

**Management's Responsibility for Internal Financial Controls**

The Company's Management is responsible for establishing and maintaining internal financial controls based on the internal control over financial reporting criteria established by the Company considering the essential components of internal control stated in the Guidance Note on Audit of Internal Financial Controls over Financial Reporting issued by the Institute of Chartered Accountants of India (the "ICAI"). These responsibilities include the design, implementation and maintenance of adequate internal financial controls that were operating effectively for ensuring the orderly and efficient conduct of its business, including adherence to the Company's policies, the safeguarding of its assets, the prevention and detection of frauds and errors, the accuracy and completeness of the accounting records, and the timely preparation of reliable financial information, as required under the Act.

**Auditors' Responsibility**


Our responsibility is to express an opinion on the Company's internal financial controls over financial reporting with reference to these Financial Statements based on our audit. We conducted our audit in accordance with the Guidance Note on Audit of Internal Financial Controls Over Financial Reporting (the "Guidance Note") issued by the ICAI and the Standards on Auditing as specified under section 143(10) of the Act, to the extent applicable to an audit of internal financial controls. Those Standards and the Guidance Note require that we comply with ethical requirements and plan and perform the audit to obtain reasonable assurance about whether adequate internal financial controls over financial reporting with reference to these Financial Statements was established and maintained and if such controls operated effectively in all material respects.

Our audit involves performing procedures to obtain audit evidence about the adequacy of the internal financial controls over financial reporting with reference to these Financial Statements and their operating effectiveness. Our audit of internal financial controls over financial reporting included obtaining an understanding of internal financial controls over financial reporting with reference to these Financial Statements, assessing the risk that a material weakness exists, and testing and evaluating the design and operating effectiveness of internal control based on the assessed risk. The procedures selected depend on the auditor's judgement, including the assessment of the risks of material misstatement of the Financial Statements, whether due to fraud or error.

We believe that the audit evidence we have obtained is sufficient and appropriate to provide a basis for our audit opinion on the internal financial controls over financial reporting with reference to these Financial Statements.

**Meaning of Internal Financial Controls Over Financial Reporting with reference to these Financial Statements**

A company's internal financial control over financial reporting with reference to these Financial Statements is a process designed to provide reasonable assurance regarding the reliability of financial reporting and the preparation of financial statements for external purposes in accordance with generally accepted accounting principles. A Company's internal financial control over financial reporting with reference to these Financial Statements includes those policies and procedures that:



- (a) pertain to the maintenance of records that, in reasonable detail, accurately and fairly reflect the transactions and dispositions of the assets of the company;
- (b) provide reasonable assurance that transactions are recorded as necessary to permit preparation of financial statements in accordance with generally accepted accounting principles, and that receipts and expenditures of the company are being made only in accordance with authorizations of management and directors of the Company; and
- (c) provide reasonable assurance regarding prevention or timely detection of unauthorized acquisition, use, or disposition of the Company's assets that could have a material effect on the financial statements.

**Inherent Limitations of Internal Financial Controls Over Financial Reporting with reference to these Financial Statements**


Because of the inherent limitations of internal financial controls over financial reporting with reference to these Financial Statements, including the possibility of collusion or improper management override of controls, material misstatements due to error or fraud may occur and not be detected. Also, projections of any evaluation of the internal financial controls over financial reporting with reference to these Financial Statements to future periods are subject to the risk that the internal financial control over financial reporting with reference to these Financial Statements may become inadequate because of changes in conditions, or that the degree of compliance with the policies or procedures may deteriorate.

**Opinion**

In our opinion, to the best of our information and according to the explanations given to us, the Company has, in all material respects, adequate internal financial controls over financial reporting with reference to these Financial Statements and such internal financial controls over financial reporting with reference to these Financial Statements were operating effectively as at 31 March 2023, based on the criteria for internal financial control over financial reporting established by the Company considering the essential components of internal control stated in the Guidance Note on Audit of Internal Financial Controls Over Financial Reporting issued by the ICAI.

Place: New Delhi  
Date: May 29, 2023

For Singh Pal & Associates  
Chartered Accountants  
Firm Registration Number: 023070N



**Brijesh Kumar Singh**  
Partner

Membership Number: 509943  
UDIN: 23509943BGQNM2061

**Park Land Construction and Equipments Limited**  
(Formerly known as Park Land Construction and Equipments Pvt. Ltd.)

E-4, Defence Colony, New Delhi-110024

CIN:U70109DL2006PLC153096

**Balance Sheet as at March 31, 2023**

|  | Notes | As at March<br>31, 2023<br>(₹ in Lakh) | As at March<br>31, 2022<br>(₹ in Lakh) |
|--|-------|--|--|
| <b>I ASSETS</b>                          |       |  |  |
| <b>Non-current assets</b>                |       |  |  |
| Investment property                      | 3     | 9,188.86                               | 9,149.75                               |
| Deferred tax asset                       | 4     | 0.59                                   | 0.59                                   |
| <b>Total non-current assets</b>          |       | <b>9,189.44</b>                        | <b>9,150.34</b>                        |
| <b>Current assets</b>                    |       |  |  |
| <b>Financial assets</b>                  |       |  |  |
| Cash and cash equivalents                | 5     | 5.27                                   | 0.11                                   |
| Other bank balances                      | 6     | 3.93                                   | 3.11                                   |
| Other financial assets                   | 7     | 0.02                                   | 0.06                                   |
| Other assets                             | 8     | 0.07                                   | 0.77                                   |
| <b>Total current assets</b>              |       | <b>9.29</b>                            | <b>4.05</b>                            |
| <b>TOTAL ASSETS</b>                      |       | <b>9,198.73</b>                        | <b>9,154.39</b>                        |
| <b>II EQUITY AND LIABILITIES</b>         |       |  |  |
| <b>Equity</b>                            |       |  |  |
| Equity share capital                     | 9     | 5.00                                   | 5.00                                   |
| Other equity                             | 10    | (0.85)                                 | (3.91)                                 |
| <b>Total equity</b>                      |       | <b>4.15</b>                            | <b>1.09</b>                            |
| <b>LIABILITIES</b>                       |       |  |  |
| <b>Current liabilities</b>               |       |  |  |
| <b>Financial liabilities</b>             |       |  |  |
| Borrowings                               | 11    | 2.21                                   | 2.21                                   |
| Trade Payables                           | 12    | 9,028.46                               | 9,028.86                               |
| Other financial liabilities              | 13    | 163.91                                 | 122.23                                 |
| <b>Total current liabilities</b>         |       | <b>9,194.58</b>                        | <b>9,153.30</b>                        |
| <b>Total liabilities</b>                 |       | <b>9,194.58</b>                        | <b>9,153.30</b>                        |
| <b>TOTAL EQUITY AND LIABILITIES</b>      |       | <b>9,198.73</b>                        | <b>9,154.39</b>                        |
| <b>CORPORATE INFORMATION</b>             | 1     |  |  |
| <b>SIGNIFICANT ACCOUNTING POLICIES</b>   | 3     |  |  |
| <b>NOTES TO THE FINANCIAL STATEMENTS</b> | 3-29  |  |  |

The accompanying notes are integral part of the financial statements.


As per report of even date attached.


Singh Pal & Associates

Chartered Accountants

Firm Registration No:-0228700

By the hand of

  
Brhesh Kumar Singh  
Partner  
Membership No:-509943



For and on behalf of the Board of Directors of  
Park Land Construction and Equipments Limited

  
Santosh Kumar  
Director  
DIN:-08925915

  
Rakesh Kumar Seth  
Director  
DIN:-08164426

New Delhi.

Date:- May 29, 2023

**Park Land Construction and Equipments Limited**  
(Formerly known as Park Land Construction and Equipments Pvt. Ltd.)  
E-4, Defence Colony, New Delhi-110024  
CIN:U70109DL2006PLC153096

**Statement of Profit and Loss for the year ended March 31, 2023**

|  | Notes        | Year ended<br>March 31, 2023<br>(₹ in Lakh) | Year ended<br>March 31, 2022<br>(₹ in Lakh) |
|--|--------------|---|---|
| <b>INCOME</b>  |              |   |   |
| Revenue from operation   | 14           | 5.20  | -   |
| Other income   | 15           | -   | 0.15  |
| <b>Total income</b>  |              | 5.20  | 0.15  |
| <b>EXPENSES</b>  |              |   |   |
| Other expenses   | 16           | 2.15  | 0.31  |
| <b>Total expenses</b>  |              | 2.15  | 0.31  |
| <b>Profit/(loss) before tax</b>  |              |   |   |
| <b>Less: Tax expense</b>   |              | <b>3.05</b>                                 | <b>(0.16)</b>                               |
| Current tax  |              | -   | -   |
| Deferred tax   |              | -   | (0.06)                                      |
| <b>(Loss)/Profit for the year</b>  | (a)          | <b>3.05</b>                                 | <b>(0.10)</b>                               |
| <b>Other comprehensive income/(loss)</b>   |              |   |   |
| Items that will not be reclassified subsequently to profit and loss  |              | -   | -   |
| Gain/(Loss) from Remeasurement of net defined benefit plan   |              | -   | -   |
| Tax impact on above  |              | -   | -   |
| <b>Total other comprehensive income/(loss), net of tax</b>   | (b)          | -   | -   |
| <b>Total comprehensive income/(loss) for the year<br/>(comprising profit after tax and other comprehensive</b> | <b>(a+b)</b> | <b>3.05</b>                                 | <b>(0.10)</b>                               |
| <b>Earnings per equity share of nominal value of Rs. 10<br/>(Rs.10)</b>  | <b>18</b>    |   |   |
| Basic  |              | <b>6.11</b>                                 | <b>(0.19)</b>                               |
| Diluted  |              | <b>6.11</b>                                 | <b>(0.19)</b>                               |
| Weighted Average number of shares  |              |   |   |

**CORPORATE INFORMATION**

**SIGNIFICANT ACCOUNTING POLICIES**

**NOTES TO THE FINANCIAL STATEMENTS**

1

2

3-29

The accompanying notes are integral part of the financial statements.  
As per report of even date attached.

Singh Pal & Associates


Chartered Accountants

Firm Registration No:-023070N

By the hand of

  
Brijesh Kumar Singh  
Partner

Membership No:-509979



For and on behalf of the Board of Directors of  
Park Land Construction and Equipments Limited

  
Santosh Kumar  
Director  
DIN:-08925915

  
Rakesh Kumar Seth  
Director  
DIN:-08164426

New Delhi.

Date:- May 29, 2023

**Park Land Construction and Equipments Limited**  
**[Formerly known as Park Land Construction and Equipments Pvt. Ltd.]**

E-4, Defence Colony, New Delhi-110024

CIN:U70109DL2006PLC153096

**Cash Flow Statement for the year ended March 31, 2023**

| Particulars   | For the year<br>ended March<br>31, 2023<br>(₹ in Lacs) | For the year<br>ended March<br>31, 2022<br>(₹ in Lacs) |
|---|--|--|
| <b>A. CASH FLOW FROM OPERATIONS</b>                                 |  |  |
| Profit/(Loss) before tax  | 3.05   | (0.16)   |
| Interest received   | (5.20)   | 0.15   |
| <b>Operating profit before working capital changes:</b>             | <b>(2.15)</b>  | <b>(0.01)</b>  |
| - Increase/(Decrease) in trade payables                             | (0.40)   | 9,028.85   |
| - Increase/(Decrease) in other bank balances                        | (0.82)   |  |
| - Increase/(Decrease) in other payables                             | 41.68  | 121.17   |
| - Decrease/(Increase) in other financial assets                     | 0.04   | 0.63   |
| - Decrease/(Increase) in current tax assets                         | 0.70   | (0.75)   |
| <b>Cash generated from operations</b>                               | <b>39.06</b>   | <b>9,149.89</b>  |
| Income tax refund/(paid)  | -  | -  |
| Current tax   | -  | 0.00   |
| <b>Net cash from operating activities</b>                           | <b>39.06</b>   | <b>9,149.89</b>  |
| <b>B. CASH FLOW FROM INVESTING ACTIVITIES</b>                       |  |  |
| Investment Property   | (39.11)  | (9,149.75)   |
| Interest received   | 5.20   | (0.15)   |
| <b>Net cash from investing activities</b>                           | <b>(33.91)</b>   | <b>(9,149.90)</b>                                      |
| <b>C. CASH FLOW FROM FINANCING ACTIVITIES</b>                       |  |  |
| Loan from related party   | 0.02   | 0.00   |
| <b>Net cash from financing activities</b>                           | <b>0.02</b>  | <b>0.00</b>  |
| <b>NET INCREASE/(DECREASE) IN CASH AND CASH EQUIVALENTS (A+B+C)</b> | <b>5.18</b>  | <b>(0.01)</b>  |
| Cash and cash equivalents - Opening balance                         | 0.11   | 0.12   |
| Cash and cash equivalents - Closing balance                         | 5.27   | 0.11   |
| <b>COMPONENTS OF CASH AND CASH EQUIVALENTS</b>                      |  |  |
| Cash in hand  | 0.03   | 0.03   |
| Balances with Banks   | 5.24   | 0.08   |
| <b>Components of cash and cash equivalents</b>                      | <b>5.28</b>  | <b>0.11</b>  |

**DISCLOSURE AS REQUIRED BY IND AS 7**

Reconciliation of liabilities arising from financing activities

| Particulars      | Long term Borrowings |                | Short Term Borrowings |                |
|------------------|----------------------|----------------|-----------------------|----------------|
|                  | March 31, 2023       | March 31, 2022 | March 31, 2023        | March 31, 2022 |
| Opening Balance  | -                    | -              | 2.21                  | 2.21           |
| Cash Flow        | -                    | -              | 0.02                  | -              |
| Non Cash Changes | -                    | -              | -                     | -              |
| Closing Balance  | -                    | -              | 2.23                  | 2.21           |

**Note: Figures in brackets indicate cash outflow.**

This is the Cash Flow Statement referred to in our report of even date attached.

Singh Pal & Associates  
Chartered Accountants  
Firm Registration No:-023070N  
By the hand of

Brijesh Kumar Singh  
Partner  
Membership No:-509949

New Delhi.  
Date:- May 29, 2023

For and on behalf of the Board of Directors of  
Park Land Construction and Equipments Limited  
[Formerly known as Park Land Construction and Equipments Pvt. Ltd.]

Santosh Kumar  
Director  
DIN:-08925915

Rakesh Kumar Seth  
Director  
DIN:-08164426

**Park Land Construction and Equipments Limited**  
**[Formerly known as Park Land Construction and Equipments Pvt. Ltd.]**  
CIN:U70109DL2006PTC153096  
E-4, Second Floor, Defence Colony, New Delhi - 110024  
**Statement of Changes in Equity for the year ended March 31, 2023**

**A: Equity share capital**

**(1) Current reporting period**

| Balance as at April 1, 2022 | Changes in Equity Share Capital due to prior period errors | Restated balance at April 1, 2022 | Changes in equity share capital during the current year | Balance as at March 31, 2023 |
|-----------------------------|--|-----------------------------------|---|------------------------------|
| 5.00                        | -  | -                                 | -   | 5.00                         |

**(2) Previous reporting period**

| Balance as at April 1, 2021 | Changes in Equity Share Capital due to prior period errors | Restated balance at April 1, 2021 | Changes in equity share capital during the current year | Balance as at March 31, 2022 |
|-----------------------------|--|-----------------------------------|---|------------------------------|
| 5.00                        | -  | -                                 | -   | 5.00                         |

**B. Other Equity**

**(1) current reporting period**

(₹ in Lakh)

|  | Reserve & Surplus |                 | Item of other comprehensive income |   | Total  |
|--|-------------------|-----------------|------------------------------------|---|--------|
|  | Retained earnings | Capital Reserve | Investment revaluation reserve     | Other items of other comprehensive income |        |
| <b>Balance as at April 1, 2022</b>                     | (3.91)            | -               | -                                  | -   | (3.91) |
| (Loss)/Profit for the year                             | 3.05              | -               | -                                  | -   | 3.05   |
| Other comprehensive Income/(Loss)                      | -                 | -               | -                                  | -   | -      |
| <b>Total Comprehensive Income for the current year</b> | (0.85)            | -               | -                                  | -   | (0.85) |
| Dividends  | -                 | -               | -                                  | -   | -      |
| Transfer to retained earnings                          | -                 | -               | -                                  | -   | -      |
| <b>Balance as at March 31, 2023</b>                    | (0.85)            | -               | -                                  | -   | (0.85) |

**(2) previous reporting period**

|  | Reserve & Surplus |                 | Item of other comprehensive income |   | Total  |
|--|-------------------|-----------------|------------------------------------|---|--------|
|  | Retained earnings | Capital Reserve | Investment revaluation reserve     | Other items of other comprehensive income |        |
| <b>Balance as at April 1, 2021</b>                     | (3.81)            | -               | -                                  | -   | (3.81) |
| (Loss)/Profit for the year                             | (0.10)            | -               | -                                  | -   | (0.10) |
| Other comprehensive Income/(Loss)                      | -                 | -               | -                                  | -   | -      |
| <b>Total Comprehensive Income for the current year</b> | (3.91)            | -               | -                                  | -   | (3.91) |
| Dividends  | -                 | -               | -                                  | -   | -      |
| Transfer to retained earnings                          | -                 | -               | -                                  | -   | -      |
| <b>Balance as at March 31, 2022</b>                    | (3.91)            | -               | -                                  | -   | (3.91) |

The accompanying notes are integral part of the financial statements.  
As per report of even date attached.

**Singh Pal & Associates**


Chartered Accountants

Firm Registration No:-0899943

**Brijesh Kumar Singh**

Partner

Membership No:-509943



For and on behalf of Board of Directors of

**Park Land Construction and Equipments Limited**

[Formerly known as Park Land Construction and Equipments Pvt. Ltd.]

**Santosh Kumar**

Director

DIN:-08925915

**Rakesh Kumar Seth**

Director

DIN:-08164426

Date:- May 29, 2023

Place : Delhi

Park Land Construction & Equipments Limited (formerly known as Park Land Construction & Equipments Private Limited)

**Notes forming part of financial statements as at and for the year ended on March 31, 2023.**

**Notes to the Financial Statements.**

**1) Corporate Information**

Park land Construction and Equipments Private Limited (formerly known as Park Land Construction & Equipments Private Limited) is a Company domiciled in India and incorporated under the provisions of the Companies Act, 1956. The Company is a subsidiary of TARC Limited (formerly known as Anant Raj Global Limited)\*, and engaged in the business of real estate.

**2) Accounting policies**

**a) Basis of preparation**

The financial statements of the Company have been prepared in accordance with the Indian Accounting Standards (hereinafter referred to as the 'Ind AS') as notified by Ministry of Corporate Affairs ('MCA') under Section 133 of the Companies Act, 2013 ('Act') read with the Companies (Indian Accounting Standards) Rules, 2015, as amended from time to time and presentation requirements of Division II of Schedule III to the Companies Act, 2013 (Ind AS compliant Schedule III), as applicable to the financial statements.

The financial statements have been prepared on a going concern basis in accordance with accounting principles generally accepted in India. Further, the financial statements have been prepared on historical cost basis except for certain financial assets, financial liabilities, derivative financial instruments and share based payments which are measured at fair values as explained in relevant accounting policies.

All amounts disclosed in the financial statements and notes have been rounded off to nearest lakhs as per the requirement of schedule III unless otherwise stated

The stated financial statements of the Company for the year ended March 31, 2023 were approved and authorised for issue by Board of Directors of the Company in their meeting held on May 29, 2023.

**Summary of significant accounting policies**

**i) Current and non-current classification**

The Company presents assets and liabilities in the balance sheet based on current/ non-current classification. An asset is treated as current when it is:

- Expected to be realised or intended to be sold or consumed in normal operating cycle.
- Held primarily for the purpose of trading.
- Expected to be realised within twelve months after the reporting period, or
- Cash or cash equivalent unless restricted from being exchanged or used to settle a liability for at least twelve months after the reporting period.

All other assets are classified as non-current.

A liability is current when:

- It is expected to be settled in normal operating cycle.
- It is held primarily for the purpose of trading.
- It is due to be settled within twelve months after the reporting period, or
- There is no unconditional right to defer the settlement of the liability for at least twelve months after the reporting period.





**Notes forming part of financial statements as at and for the year ended on March 31, 2023.**

The Company classifies all other liabilities as non-current.

Deferred tax assets and liabilities are classified as non-current assets and liabilities.

The operating cycle is the time between the acquisition of assets for processing and their realization in cash and cash equivalents.

**b) Property, Plant and Equipment, depreciation and amortization**

**i) Recognition and Measurement :**

Items of property, plant and equipment are measured at cost less accumulated depreciation and impairment losses, if any. The cost of an item of property, plant and equipment comprises:

- Its purchase price, including import duties and non-refundable purchase taxes, after deducting trade discounts and rebates.
- Any costs directly attributable to bringing the asset to the location and condition necessary for it to be capable of operating in the manner intended by management

If significant parts of an item of property, plant and equipment have different useful lives, then they are accounted for as separate items (major components) of property, plant and equipment.

Property, plant and equipment are derecognised from the financial statements, either on disposal or when no economic benefits are expected from its use or disposal. The gain or loss arising from disposal of property, plant and equipment are determined by comparing the proceeds from disposal with the carrying amount of property, plant and equipment recognised in the statement of profit and loss account in the year of occurrence.

Assets under construction includes the cost of property, plant and equipment that are not ready to use at the balance sheet date. Advances paid to acquire property, plant and equipment before the balance sheet date are disclosed under other non-current assets. Assets under construction are not depreciated as these assets are not yet available for use.

**ii) Subsequent expenditure**

Subsequent expenditure is capitalized only if it is probable that the future economic benefits associated with the expenditure will flow to the company.

**iii) Depreciation and amortisation**

Depreciable amount for assets is the cost of an asset, or other amount substituted for cost, less its estimated residual value.

Depreciation on property, plant and equipment of the company has been provided using the written down value method based on the useful lives specified in Schedule II to the Companies Act, 2013. Assets acquired on lease and leasehold improvements are amortised over the period of the lease on straight line basis.

Depreciation method, useful lives and residual values are reviewed at each financial year-end and adjusted if appropriate.

**c) Investment property and depreciation**

**i) Recognition and measurement:**



Park Land Construction & Equipments Limited (formerly known as Park Land Construction & Equipments Private Limited)

**Notes forming part of financial statements as at and for the year ended on March 31, 2023.**

Investment properties comprises of land and building are measured initially at cost, including transaction costs. Subsequent to initial recognition, investment properties are stated at cost less accumulated depreciation and accumulated impairment loss, if any.

Though the company measures investment property using cost based measurement, the fair value of investment property is disclosed in the notes. Fair values are determined based on management own assessment based upon various parameters.

**ii) Depreciation**

Depreciation on Investment Property is provided using the written down value method based on the useful lives specified in Schedule II to the Companies Act, 2013.

**d) Intangible assets and amortization**

**i) Recognition and Measurement :**

Items of Intangible Assets are measured at cost less accumulated amortisation and impairment losses, if any. The cost of any intangible asset comprises:

Its purchase price, including import duties and non-refundable purchase taxes, after deducting trade discounts and rebates; and

any costs directly attributable to bringing the asset to the location and condition necessary for it to be capable of operating in the manner intended by management.

**ii) Subsequent Measurement**

Subsequent expenditure is capitalized only if it is probable that the future economic benefits associated with the expenditure will flow to the company.

**iii) Amortisation**

Intangible assets are amortised over their estimated useful life using straight line method. Trademark is amortised over a period of 20 years.

Intangible Assets (other than trademark) are amortised over a period of six years.

Amortisation method, useful lives and residual values are reviewed at the end of each financial year and adjusted if appropriate.

**e) Inventories**


Inventories are valued as under:

- Finished Goods - At Lower of cost and Net realisable value.
- Construction work-in-progress - At Lower of cost and Net realisable value.

Costs are determined on a weighted average basis.

Construction work-in-progress / Finished Goods includes cost of land, premium for development rights, construction costs, allocated interest and expenses incidental to the projects undertaken by the company.

Net realisable value is the estimated selling price in the ordinary course of business, less estimated costs of completion and estimated costs necessary to make the sale. The inventory of construction work-in-progress is not written down below cost if flats /properties are expected to be sold at or above cost.



**Notes forming part of financial statements as at and for the year ended on March 31, 2023.**

**f) Revenue from contract or services with customer and other streams of revenue**

Revenue from contracts with customers is recognised when control of the goods or services are transferred to the customer at an amount that reflects the consideration to which the Company expects to be entitled in exchange for those goods or services. The Company has generally concluded that it is the principal in its revenue arrangements because it typically controls the goods and services before transferring them to the customers.

**i) Revenue from contract with customers:**

Revenue is measured at the fair value of the consideration received/receivable, taking into account contractually defined terms of payment and excluding taxes or duties collected on behalf of the government and is net of rebates and discounts. The Company assesses its revenue arrangements against specific criteria to determine if it is acting as principal or agent. The Company has concluded that it is acting as a principal in all of its revenue arrangements.

Revenue is recognised in the Statement of Profit and Loss to the extent that it is probable that the economic benefits will flow to the Company and the revenue and costs, if applicable, can be measured reliably.

The Company has applied five step model as per Ind AS 115 'Revenue from contracts with customers' to recognise revenue in the financial statements. The Company satisfies a performance obligation and recognises revenue over time, if one of the following criteria is met:

- The customer simultaneously receives and consumes the benefits provided by the Company's performance as the Company performs; or
- The Company's performance creates or enhances an asset that the customer controls as the asset is created or enhanced; or
- The Company's performance does not create an asset with an alternative use to the Company and the entity has an enforceable right to payment for performance completed to date.

For performance obligations where any of the above conditions are not met, revenue is recognised at the point in time at which the performance obligation is satisfied.

Revenue is recognised either at point of time or over a period of time based on various conditions as included in the contracts with customers.

**Point of Time:**

**Revenue from real-estate projects**


Revenue is recognised at the Point in Time w.r.t. sale of real estate units, including land, plots, apartments, commercial units, development rights as and when the control passes on to the customer which coincides with handing over of the possession to the customer.

**Over a period of time:**

Revenue is recognised over period of time for following stream of revenues:

Revenue from Co-development projects

Co-development projects where the Company is acting as contractor, revenue is recognised in accordance with the terms of the co-developer agreements. Under such contracts, assets created does not have an alternative use for the company and the Company has an enforceable right to



**Notes forming part of financial statements as at and for the year ended on March 31, 2023.**

payment. The estimated project cost includes construction cost, development and construction material, internal development cost, external development charges, borrowing cost and overheads of such project.

The estimates of the saleable area and costs are reviewed periodically and effect of any changes in such estimates is recognized in the period such changes are determined. However, when the total project cost is estimated to exceed total revenues from the project, the loss is recognized immediately.

Rental and Maintenance income

Revenue in respect of rental and maintenance services is recognised on an accrual basis, in accordance with the terms of the respective contract as and when the Company satisfies performance obligations by delivering the services as per contractual agreed terms.

Other operating income

Income from forfeiture of advance and interest from banks and customers under agreements to sell is accounted for on an accrual basis except in cases where ultimate collection is considered doubtful.

**ii) Volume rebates and early payment rebates**

The Company provides move in rebates/ early payment rebates/ down payment rebates to the customers. Rebates are offset against amounts payable by the customer and revenue to be recognised. To estimate the variable consideration for the expected future rebates, the Company estimates the expected value of rebates that are likely to be incurred in future and recognises the revenue net of rebates and recognises the refund liability for expected future rebates.

**iii) Contract balances**

Contract assets


A contract asset is the right to consideration in exchange for goods or services transferred to the customer. If the Company performs by transferring goods or services to a customer before the customer pays consideration or before payment is due, a contract asset is recognised for the earned consideration that is conditional.

Trade receivables

A receivable represents the Company's right to an amount of consideration that is unconditional (i.e., only the passage of time is required before payment of the consideration is due). Refer to accounting policies of financial assets in section 2.2 (s) financial instruments – initial recognition and subsequent measurement.

Contract liabilities

A contract liability is the obligation to transfer goods or services to a customer for which the Company has received consideration (or an amount of consideration is due) from the customer. If a customer pays consideration before the Company transfers goods or services to the customer, a contract liability is recognised when the payment is made or the payment is due (whichever is earlier). Contract liabilities are recognised as revenue when the Company performs under the contract.



**Park Land Construction & Equipments Limited** (formerly known as Park Land Construction & Equipments Private Limited)

**Notes forming part of financial statements as at and for the year ended on March 31, 2023.**

**g) Cost of revenue**

Cost of real estate projects

Cost of constructed properties other than SEZ projects, includes cost of land (including cost of development rights/ land under agreements to purchase), estimated internal development costs, external development charges, borrowing costs, overheads, construction costs and development/ construction materials, which is charged to the statement of profit and loss based on the revenue recognized as explained in accounting policy for revenue from real estate projects above, in consonance with the concept of matching costs and revenue. Final adjustment is made on completion of the specific project.

Cost of land and plots

Cost of land and plots includes land (including development rights), acquisition cost, estimated internal development costs and external development charges, which is charged to the statement of profit and loss based on the percentage of land/ plotted area in respect of which revenue is recognised as explained in accounting policy for revenue from 'Sale of land and plots', in consonance with the concept of matching cost and revenue. Final adjustment is made on completion of the specific project.

Cost of development rights

Cost of development rights includes proportionate development rights cost, borrowing costs and other related cost, which is charged to statement of profit and loss as explained in accounting policy for revenue, in consonance with the concept of matching cost and revenue.

**h) Borrowing costs**


Borrowing costs directly attributable to the acquisition and/ or construction/ production of an asset that necessarily takes a substantial period of time to get ready for its intended use or sale are capitalised as part of the cost of the asset. All other borrowing costs are charged to the statement of profit and loss as incurred. Borrowing costs consist of interest and other costs that the Company incurs in connection with the borrowing of funds. Borrowing cost also includes exchange differences to the extent regarded as an adjustment to the borrowing costs.

**i) Taxes**

Current income tax

Tax expense recognized in statement of profit and loss comprises the sum of deferred tax and current tax except the ones recognized in other comprehensive income or directly in equity.

Current income tax assets and liabilities are measured at the amount expected to be recovered from or paid to the taxation authorities. Current tax is determined as the tax payable in respect of taxable income for the year and is computed in accordance with relevant tax regulations. Current income tax relating to items recognised outside profit or loss is recognized outside profit or loss (either in other comprehensive income or in equity). Current tax items are recognised in correlation to the underlying transaction either in OCI or directly in equity. Management periodically evaluates positions taken in the tax returns with respect to situations in which applicable tax regulations are subject to interpretation and establishes provisions where appropriate.



**Notes forming part of financial statements as at and for the year ended on March 31, 2023.**

Deferred tax

Deferred tax is provided using the liability method on temporary differences between the tax bases of assets and liabilities and their carrying amounts for financial reporting purposes at the reporting date.

Deferred tax liabilities are recognised for all taxable temporary differences, except in respect of taxable temporary differences associated with investments in subsidiaries, associates and interests in joint ventures, when the timing of the reversal of the temporary differences can be controlled and it is probable that the temporary differences will not reverse in the foreseeable future.

Deferred tax assets are recognised for all deductible temporary differences, the carry forward of unused tax credits and any unused tax losses. Deferred tax assets are recognised to the extent that it is probable that taxable profit will be available against which the deductible temporary differences and the carry forward of unused tax credits and unused tax losses can be utilised.

The carrying amount of deferred tax assets is reviewed at each reporting date and reduced to the extent that it is no longer probable that sufficient taxable profit will be available to allow all or part of the deferred tax asset to be utilised. Unrecognised deferred tax assets are re-assessed at each reporting date and are recognised to the extent that it has become probable that future taxable profits will allow the deferred tax asset to be recovered.

Deferred tax assets and liabilities are measured at the tax rates that are expected to apply in the year when the asset is realised or the liability is settled, based on tax rates (and tax laws) that have been enacted or substantively enacted at the reporting date.

Deferred tax relating to items recognised outside profit or loss is recognised outside profit or loss (either in other comprehensive income or in equity). Deferred tax items are recognised in correlation to the underlying transaction either in OCI or directly in equity.

Deferred tax assets and deferred tax liabilities are offset if a legally enforceable right exists to set off current tax assets against current tax liabilities and the deferred taxes relate to the same taxable entity and the same taxation authority.

**j) Foreign Currency transactions**

Functional and presentation currency

The standalone financial statements are presented in Indian Rupees which is also the functional and presentation currency of the Company.

Transactions and balances

Foreign currency transactions are recorded in the functional currency, by applying the exchange rate between the functional currency and the foreign currency at the date of the transaction.

Foreign currency monetary items outstanding at the balance sheet date are converted to functional currency using the closing rate. Non-monetary items denominated in a foreign currency which are carried at historical cost are reported using the exchange rate at the date of the transactions.

Exchange differences arising on settlement of monetary items, or restatement as at reporting date, at rates different from those at which they were initially recorded, are recognized in the statement of profit and loss in the year in which they arise.



**Notes forming part of financial statements as at and for the year ended on March 31, 2023.**

**k) Retirement and other employee benefits**

Benefits such as salaries, wages and short term compensation etc. and the expected cost of ex-gratia is recognized in the period in which the employee renders the related service.

The Company's Gratuity and Leave encashment schemes are defined benefit plans. The Company provides for gratuity covering eligible employees on the basis of actuarial valuation as carried out by an independent actuary using the Projected Unit Credit method, which recognizes each period of service as giving rise to additional unit of employee benefit entitlement and measures each unit separately to build up the final obligation. The obligation is measured at the present values of the estimated future cash flows. The discount rates used for determining the present value of obligation under defined benefit plans is based on the market yields on Government securities at the balance Sheet date.

The liability is un-funded. Actuarial gains and losses arising through re-measurement of net defined benefit liability/(assets) are recognized in 'Other Comprehensive Income'. Leave encashment benefits payable to employees of the Company with respect to accumulated leave outstanding at the year end are accounted for on the basis of an actuarial valuation as at the Balance Sheet date.

Contributions payable by the company to the concerned government authorities in respect of provident fund, family pension and employee state insurance are defined contribution plans. The contributions are recognized as an expense in the Statement of Profit and Loss during the period in which the employee renders the related service. The company does not have any further obligation in this respect, beyond such contribution. Other employee benefits are accounted for on accrual basis.


**l) Impairment of non financial assets**

At each reporting date, the Company assesses whether there is any indication based on internal/ external factors, that an asset may be impaired. If any such indication exists, the Company estimates the recoverable amount of the asset. An asset's recoverable amount is the higher of an asset's or cash-generating unit's (CGU) fair value less costs of disposal and its value in use. Recoverable amount is determined for an individual asset, unless the asset does not generate cash inflows that are largely independent of those from other assets or groups of assets. When the carrying amount of an asset or CGU exceeds its recoverable amount, the asset is considered impaired and is written down to its recoverable amount and the impairment loss, including impairment on inventories, is recognised in the statement of profit and loss.

In assessing value in use, the estimated future cash flows are discounted to their present value using a pre-tax discount rate that reflects current market assessments of the time value of money and the risks specific to the asset. In determining fair value less costs of disposal, recent market transactions are taken into account. If no such transactions can be identified, an appropriate valuation model is used. These calculations are corroborated by valuation multiples, quoted share prices for publicly traded companies or other available fair value indicators.

The Company bases its impairment calculation on detailed budgets and forecast calculation. These budgets and forecast calculations generally cover a period of five years. For longer periods, a long term growth rate is calculated and applied to project future cash flows after the fifth year.

If, at the reporting date there is an indication that a previously assessed impairment loss no longer exists, the recoverable amount is reassessed and the asset is reflected at the recoverable amount. Impairment losses previously recognized are accordingly reversed in the statement of profit and loss.



**Notes forming part of financial statements as at and for the year ended on March 31, 2023.**

**m) Cash and cash equivalents**

Cash and cash equivalents in the balance sheet comprise cash at banks and on hand and short term deposits with an original maturity of three months or less, which are subject to an insignificant risk of changes in value.

For the purpose of the statement of cash flows, cash and cash equivalents consist of unrestricted cash and short-term deposits, as defined above, net of outstanding bank overdrafts as they are considered an integral part of the Company's cash management.

**n) Cash dividend and non-cash distribution to equity holders**

The Company recognises a liability to make cash or non-cash distributions to equity holders when the distribution is authorised and the distribution is no longer at the discretion of the Company. As per the corporate laws in India, a distribution is authorised when it is approved by the shareholders. A corresponding amount is recognised directly in equity.

Non-cash distributions are measured at the fair value of the assets to be distributed with fair value re-measurement recognised directly in equity.

Upon distribution of non-cash assets, any difference between the carrying amount of the liability and the carrying amount of the assets distributed is recognised in the statement of profit and loss.

**o) Provisions, contingent assets and contingent liabilities**

Provisions are recognized only when there is a present obligation (legal or constructive), as a result of past events, and it is probable that an outflow of resources embodying economic benefits will be required to settle the obligation and when a reliable estimate of the amount of obligation can be made at the reporting date. Provisions are discounted to their present values, where the time value of money is material, using a current pre-tax rate that reflects, when appropriate, the risks specific to the liability. When discounting is used, the increase in the provision due to the passage of time is recognised as a finance cost.

When the Company expects some or all of a provision to be reimbursed, the reimbursement is recognised as a separate asset, but only when the reimbursement is virtually certain. The expense relating to a provision is presented in the statement of profit and loss net of any reimbursement.

**p) Onerous contracts**

If the Company has a contract that is onerous, the present obligation under the contract is recognised and measured ~~ever~~, before a separate provision for an onerous contract is established, the Company recognises any impairment loss that has occurred on assets dedicated to that contract.

An onerous contract is a contract under which the unavoidable costs (i.e., the costs that the Company cannot avoid because it has the contract) of meeting the obligations under the contract exceed the economic benefits expected to be received under it. The unavoidable costs under a contract reflect the least net cost of exiting from the contract, which is the lower of the cost of fulfilling it and any compensation or penalties arising from failure to fulfil it.

These estimates are reviewed at each reporting date and adjusted to reflect the current best estimates.





**Notes forming part of financial statements as at and for the year ended on March 31, 2023.**

Contingent liability is disclosed for:

- Possible obligations which will be confirmed only by future events not wholly within the control of the Company or
- Present obligations arising from past events where it is not probable that an outflow of resources will be required to settle the obligation or a reliable estimate of the amount of the obligation cannot be made.

Contingent assets are neither recognised nor disclosed except when realisation of income is virtually certain, related asset is disclosed.

**q) Leases**

The Company assesses at contract inception whether a contract is, or contains, a lease. That is, if the contract conveys the right to control the use of an identified asset for a period of time in exchange for consideration.

**Company as a lessee**

The Company applies a single recognition and measurement approach for all leases, except for short-term leases and leases of low-value assets. The Company recognises lease liabilities to make lease payments and right-of-use assets representing the right to use the underlying assets.

**Right-of-use assets**

The Company recognises right-of-use assets at the commencement date of the lease (i.e., the date the underlying asset is available for use). Right-of-use assets are measured at cost, less any accumulated depreciation and impairment losses and adjusted for any re-measurement of lease liabilities. The cost of right-of-use assets includes the amount of lease liabilities recognised, initial direct costs incurred and lease payments made at or before the commencement date less any lease incentives received. Right-of-use assets are depreciated on a straight-line basis over the lease term.


If ownership of the leased asset transfers to the Company at the end of the lease term or the cost reflects the exercise of a purchase option, depreciation is calculated using the estimated useful life of the asset.

The right-of-use assets are also subject to impairment.

**Lease liabilities**

At the commencement date of the lease, the Company recognises lease liabilities measured at the present value of lease payments to be made over the lease term. The lease payments include fixed payments (including in-substance fixed payments) less any lease incentives receivable, variable lease payments that depend on an index or a rate, and amounts expected to be paid under residual value guarantees. The lease payments also include the exercise price of a purchase option reasonably certain to be exercised by the Company and payments of penalties for terminating the lease, if the lease term reflects the Company exercising the option to terminate. Variable lease payments that do not depend on an index or a rate are recognised as expenses in the period in which the event or condition that triggers the payment occurs.

In calculating the present value of lease payments, the Company uses its incremental borrowing



**Notes forming part of financial statements as at and for the year ended on March 31, 2023.**

rate at the lease commencement date because the interest rate implicit in the lease is not readily determinable. After the commencement date, the amount of lease liabilities is increased to reflect the accretion of interest and reduced for the lease payments made. In addition, the carrying amount of lease liabilities is remeasured if there is a modification, a change in the lease term, a change in the lease payments (e.g., changes to future payments resulting from a change in an index or rate used to determine such lease payments) or a change in the assessment of an option to purchase the underlying asset.

The Company's lease liabilities are included in "other financial liabilities"

**Short-term leases and leases of low-value assets**

The Company applies the short-term lease recognition exemption to its short-term leases (i.e. those leases that have a lease term of 12 months or less from the commencement date and do not contain a purchase option). It also applies the lease of low-value assets recognition exemption to leases of assets that are considered to be low value. Lease payments on short-term leases and leases of low value assets are recognised as expense on a straight-line basis over the lease term.

**Company as a lessor**

Leases in which the Company does not transfer substantially all the risks and rewards of ownership of an asset are classified as operating leases. Rental income from operating lease is recognised on a straight-line basis over the term of the relevant lease. Initial direct costs incurred in negotiating and arranging an operating lease are added to the carrying amount of the leased asset and recognised over the lease term on the same basis as rental income. Contingent rents are recognised as revenue in the period in which they are earned. Fit-out rental income is recognised in the statement of profit and loss on accrual basis.

Leases are classified as finance leases when substantially all of the risks and rewards of ownership transfer from the Company to the lessee. Amounts due from lessees under finance leases are recorded as receivables at the Company's net investment in the leases. Finance lease income is allocated to accounting periods so as to reflect a constant periodic rate of return on the net investment outstanding in respect of the lease.

**r) Financial instruments**


A financial instrument is any contract that gives rise to a financial asset of one entity and a financial liability or equity instrument of another entity.

**1. Financial assets**

**Initial recognition and measurement**

Financial assets are classified, at initial recognition, as subsequently measured at amortised cost, fair value through other comprehensive income (OCI) and fair value through profit or loss.

The classification of financial assets at initial recognition depends on the financial asset's contractual cash flow characteristics and the Company's business model for managing them. With the exception of trade receivables that do not contain a significant financing component or for which the Company has applied the practical expedient, the Company initially measures a financial asset at its fair value plus, in the case of a financial asset not at fair value through profit or loss, net of transaction costs. Trade receivables that do not contain a significant financing component or



**Notes forming part of financial statements as at and for the year ended on March 31, 2023.**

for which the Company has applied the practical expedient are measured at the transaction price determined under Ind AS 115.

In order for a financial asset to be classified and measured at amortised cost or fair value through OCI, it needs to give rise to cash flows that are 'solely payments of principal and interest (SPPI)' on the principal amount outstanding. This assessment is referred to as the SPPI test and is performed at an instrument level.

The Company's business model for managing financial assets refers to how it manages its financial assets in order to generate cash flows. The business model determines whether cash flows will result from collecting contractual cash flows, selling the financial assets or both.

**Subsequent measurement**

- i. Financial assets carried at amortised cost - a financial asset is measured at amortised cost if both the following conditions are met:
- The asset is held within a business model whose objective is to hold assets for collecting contractual cash flows; and
  - Contractual terms of the asset give rise on specified dates to cash flows that are solely payments of principal and interest (SPPI) on the principal amount outstanding.

After initial measurement, such financial assets are subsequently measured at amortised cost using the effective interest rate (EIR) method.

- ii. **Investments in equity instruments of subsidiaries, joint ventures and associates** – Investments in equity instruments of subsidiaries, joint ventures and associates are accounted for at cost in accordance with Ind AS 27 *Separate Financial Statements*.

- iii. **Investments in other equity instruments** – Investments in equity instruments which are held for trading are classified as at fair value through profit or loss (FVTPL). For all other equity instruments, the Company makes an irrevocable choice upon initial recognition, on an instrument by instrument basis, to classify the same either as at fair value through other comprehensive income (FVTOCI) or fair value through profit or loss (FVTPL). Amounts presented in other comprehensive income are not subsequently transferred to profit or loss. However, the Company transfers the cumulative gain or loss within equity. Dividends on such investments are recognised in profit or loss unless the dividend clearly represents a recovery of part of the cost of the investment.


- iv. **Investments in mutual funds** – Investments in mutual funds are measured at fair value through profit and loss (FVTPL).

- v. **Derivative instrument** - The Company holds derivative financial instruments to hedge its foreign currency exposure for underlying external commercial borrowings ('ECB'). Derivative financial instruments has been accounted for at FVTPL

**De-recognition of financial assets**

A financial asset (or, where applicable, a part of a financial asset or part of a group of similar financial assets) is primarily derecognised (i.e. removed from the Company's standalone balance sheet) when:

- The rights to receive cash flows from the asset have expired, or



**Notes forming part of financial statements as at and for the year ended on March 31, 2023.**

- The Company has transferred its rights to receive cash flows from the asset or has assumed an obligation to pay the received cash flows in full without material delay to a third party under a 'pass-through' arrangement; and either (a) the company has transferred substantially all the risks and rewards of the asset, or (b) the Company has neither transferred nor retained substantially all the risks and rewards of the asset, but has transferred control of the asset.

Continuing involvement that takes the form of a guarantee over the transferred asset is measured at the lower of the original carrying amount of the asset and the maximum amount of consideration that the Company could be required to repay.

**Impairment of financial assets**

In accordance with Ind AS 109, the Company applies expected credit loss (ECL) model for measurement and recognition of impairment loss for financial assets.

ECL is the weighted-average of difference between all contractual cash flows that are due to the Company in accordance with the contract and all the cash flows that the Company expects to receive, discounted at the original effective interest rate, with the respective risks of default occurring as the weights. When estimating the cash flows, the Company is required to consider-

- All contractual terms of the financial assets (including prepayment and extension) over the expected life of the assets.
- Cash flows from the sale of collateral held or other credit enhancements that are integral to the contractual terms.

**Trade Receivables**

In respect of trade receivables, the Company applies the simplified approach of Ind AS 109, which requires measurement of loss allowance at an amount equal to lifetime expected credit losses. Lifetime expected credit losses are the expected credit losses that result from all possible default events over the expected life of a financial instrument.

**Other financial assets**

In respect of its other financial assets, the Company assesses if the credit risk on those financial assets has increased significantly since initial recognition. If the credit risk has not increased significantly since initial recognition, the Company measures the loss allowance at an amount equal to 12-month expected credit losses, else at an amount equal to the lifetime expected credit losses.

When making this assessment, the Company uses the change in the risk of a default occurring over the expected life of the financial asset. To make that assessment, the Company compares the risk of a default occurring on the financial asset as at the balance sheet date with the risk of a default occurring on the financial asset as at the date of initial recognition and considers reasonable and supportable information, that is available without undue cost or effort, that is indicative of significant increases in credit risk since initial recognition. The Company assumes that the credit risk on a financial asset has not increased significantly since initial recognition if the financial asset is determined to have low credit risk at the balance sheet date.



**Notes forming part of financial statements as at and for the year ended on March 31, 2023.**

**2. Non- derivative financial liability**

Initial recognition and measurement

Financial liabilities are classified, at initial recognition, as financial liabilities at fair value through profit or loss, loans and borrowings and payables, net of directly attributable transaction costs.

The Company's financial liabilities include trade and other payables, security deposits, loans and borrowings and other financial liabilities including bank overdrafts and financial guarantee contracts.

Subsequent measurement

Subsequent to initial recognition, the measurement of financial liabilities depends on their classification, as described below:

Loans and borrowings

After initial recognition, interest-bearing loans and borrowings are subsequently measured at amortised cost using the EIR method. Gains and losses are recognised in profit or loss when the liabilities are derecognised as well as through the EIR amortisation process. Amortised cost is calculated by taking into account any discount or premium on acquisition and fees or costs that are an integral part of the EIR. The EIR amortisation is included as finance costs in the statement of profit and loss.

Financial guarantee contracts


Financial guarantee contracts are those contracts that require a payment to be made to reimburse the holder for a loss it incurs because the specified party fails to make a payment when due in accordance with the terms of a debt instrument. Financial guarantee contracts are recognized as a financial liability at the time the guarantee is issued at fair value, adjusted for transaction costs that are directly attributable to the issuance of the guarantee. Subsequently, the liability is measured at the higher of the amount of expected loss allowance determined as per impairment requirements of Ind-AS 109 and the amount recognised less cumulative amortization.

De-recognition of financial liabilities

A financial liability is de-recognised when the obligation under the liability is discharged or cancelled or expires. When an existing financial liability is replaced by another from the same lender on substantially different terms, or the terms of an existing liability are substantially modified, such an exchange or modification is treated as the de-recognition of the original liability and the recognition of a new liability. The difference in the respective carrying amounts is recognised in the statement of profit or loss.

**3. Reclassification of Financial instruments**

The Company determines classification of financial assets and liabilities on initial recognition. After initial recognition, no reclassification is made for financial assets which are equity instruments and financial liabilities. For financial assets which are debt instruments, a reclassification is made only if there is a change in the business model for managing those assets. Changes to the business model are expected to be infrequent. The Company's senior management determines change in the business model as a result of external or internal changes which are significant to the Company's operations. Such changes are evident to external parties. A



**Notes forming part of financial statements as at and for the year ended on March 31, 2023.**

change in the business model occurs when the Company either begins or ceases to perform an activity that is significant to its operations. If the Company reclassifies financial assets, it applies the reclassification prospectively from the reclassification date which is the first day of the immediately next reporting period following the change in business model. The Company does not restate any previously recognised gains, losses (including impairment gains or losses) or interest.

**4. Offsetting of Financial instruments**

Financial assets and financial liabilities are offset and the net amount is reported in the balance sheet if there is a currently enforceable legal right to offset the recognised amounts and there is an intention to settle on a net basis, to realise the assets and settle the liabilities simultaneously.

**s) Fair value measurement**

The Company measures financial instruments such as derivative instruments etc at fair value at each balance sheet date. Fair value is the price that would be received to sell an asset or paid to transfer a liability in an orderly transaction between market participants at the measurement date. The fair value of an asset or a liability is measured using the assumptions that market participants would use when pricing the asset or liability, assuming that market participants act in their economic best interest. A fair value measurement of a non-financial asset takes into account a market participant's ability to generate economic benefits by using the asset in its highest and best use or by selling it to another market participant that would use the asset in its highest and best use.

The Company uses valuation techniques that are appropriate in the circumstances and for which sufficient data are available to measure fair value, maximising the use of relevant observable inputs and minimising the use of unobservable inputs.


All assets and liabilities for which fair value is measured or disclosed in the financial statements are categorised within the fair value hierarchy, described as follows, based on the lowest level input that is significant to the fair value measurement as a whole:

- Level 1 - Quoted (unadjusted) market prices in active markets for identical assets or liabilities
- Level 2 - Valuation techniques for which the lowest level input that is significant to the fair value measurement is directly or indirectly observable
- Level 3 - Valuation techniques for which the lowest level input that is significant to the fair value measurement is unobservable

For assets and liabilities that are recognised in the financial statements on a recurring basis, the Company determines whether transfers have occurred between levels in the hierarchy by re-assessing categorisation (based on the lowest level input that is significant to the fair value measurement as a whole) at the end of each reporting period.

External valuers are involved for valuation of significant assets, such as properties and unquoted financial assets, and significant liabilities, such as contingent consideration. Involvement of external valuers is decided upon annually by the management. Valuers are selected based on market knowledge, reputation, independence and whether professional standards are maintained. Fair value disclosure of Investment Properties are based on management own assessment relying upon various parameters.

For the purpose of fair value disclosures, the Company has determined classes of assets and liabilities on the basis of the nature, characteristics and risks of the asset or liability and the level of the fair value hierarchy as explained above.



**Park Land Construction & Equipments Limited** (formerly known as *Park Land Construction & Equipments Private Limited*)

**Notes forming part of financial statements as at and for the year ended on March 31, 2023.**

This note summarises accounting policy for fair value. Other fair value related disclosures are given in the relevant notes.

- Disclosures for valuation methods, significant estimates and assumptions
- Quantitative disclosures of fair value measurement hierarchy
- Investment in unquoted equity shares
- Investment properties
- Financial instruments

**t) Convertible instruments**

Convertible instruments are separated into liability and equity components based on the terms of the contract. On issuance of the convertible instruments, the fair value of the liability component is determined using a market rate for an equivalent non-convertible instrument. This amount is classified as a financial liability measured at amortised cost (net of transaction costs) until it is extinguished on conversion or redemption.

The remainder of the proceeds is allocated to the conversion option that is recognised and included in equity since conversion option meets Ind AS 32 criteria for fixed to fixed classification. Transaction costs are deducted from equity, net of associated income tax. The carrying amount of the conversion option is not remeasured in subsequent years.

Transaction costs are apportioned between the liability and equity components of the convertible instruments based on the allocation of proceeds to the liability and equity components when the instruments are initially recognised.

**u) Non - current assets held for sale**

The Company classifies non-current assets and disposal groups as held for sale if their carrying amounts will be recovered principally through a sale/ distribution rather than through continuing use. Actions required to complete the sale/ distribution should indicate that it is unlikely that significant changes to the sale will be made or that the decision to sell will be withdrawn. Management must be committed to the sale expected within one year from the date of classification.

For these purposes, sale transactions include exchanges of non-current assets for other non-current assets when the exchange has commercial substance. The criteria for held for sale classification is regarded met only when the assets or disposal group is available for immediate sale in its present condition, subject only to terms that are usual and customary for sales/ distribution of such assets (or disposal groups), its sale is highly probable; and it will genuinely be sold, not abandoned. The Company treats sale of the asset or disposal group to be highly probable when:

- The appropriate level of management is committed to a plan to sell the asset,
- An active programme to locate a buyer and complete the plan has been initiated,
- The asset (or disposal group) is being actively marketed for sale at a price that is reasonable in relation to its current fair value,
- The sale is expected to qualify for recognition as a completed sale within one year from the date of classification, and
- Actions required to complete the plan indicate that it is unlikely that significant changes to the plan will be made or that the plan will be withdrawn.



**Park Land Construction & Equipments Limited** (formerly known as Park Land Construction & Equipments Private Limited)

**Notes forming part of financial statements as at and for the year ended on March 31, 2023.**

Non-current assets held for sale and disposal groups are measured at the lower of their carrying amount and the fair value less costs to sell. Assets and liabilities classified as held for sale are presented separately in the balance sheet.

Property, plant and equipment and intangible assets once classified as held for sale to owners are not depreciated or amortised.

**v) Earning per share**

Basic earnings per share is calculated by dividing the net profit or loss for the period attributable to equity shareholders (after deducting attributable taxes) by the weighted-average number of equity shares outstanding during the period. The weighted-average number of equity shares outstanding during the period is adjusted for events such as bonus issue, bonus element in a rights issue, share split, and reverse share split (consolidation of shares) that have changed the number of equity shares outstanding, without a corresponding change in resources.

For the purpose of calculating diluted earnings per share, the net profit or loss for the period attributable to equity shareholders and the weighted-average number of shares outstanding during the period are adjusted for the effects of all dilutive potential equity shares.

**w) Significant management judgements**


The following are significant management judgements in applying the accounting policies of the Company that have the most significant effect on the financial statements.

Recognition of deferred tax assets – The extent to which deferred tax assets can be recognized is based on an assessment of the probability of the future taxable income against which the deferred tax assets can be utilized.

Evaluation of indicators for impairment of assets – The evaluation of applicability of indicators of impairment of assets requires assessment of several external and internal factors which could result in deterioration of recoverable amount of the assets.

Classification of leases – The Company enters into leasing arrangements for various assets. The classification of the leasing arrangement as a finance lease or operating lease is based on an assessment of several factors, including, but not limited to, transfer of ownership of leased asset at end of lease term, lessee's option to purchase and estimated certainty of exercise of such option, proportion of lease term to the asset's economic life, proportion of present value of minimum lease payments to fair value of leased asset and extent of specialized nature of the leased asset.

Determining the lease term of contracts with renewal and termination options (Company as lessee)- The Company determines the lease term as the non-cancellable term of the lease, together with any periods covered by an option to extend the lease if it is reasonably certain to be exercised, or any periods covered by an option to terminate the lease, if it is reasonably certain not to be exercised. The Company has several lease contracts that include extension and termination options. The Company applies judgement in evaluating whether it is reasonably certain whether or not to exercise the option to renew or terminate the lease. That is, it considers all relevant factors that create an economic incentive for it to exercise either the renewal or termination. After the commencement date, the Company reassesses the lease term if there is a significant event or change in circumstances that is within its control and affects its ability to exercise or not to exercise the option to renew or to terminate (e.g., construction of significant leasehold improvements or significant customisation to the leased asset).





**Park Land Construction & Equipments Limited** (formerly known as *Park Land Construction & Equipments Private Limited*)

**Notes forming part of financial statements as at and for the year ended on March 31, 2023.**

Impairment of financial assets – At each balance sheet date, based on historical default rates observed over expected life, the management assesses the expected credit loss on outstanding financial assets.

Provisions – At each balance sheet date basis the management judgment, changes in facts and legal aspects, the Company assesses the requirement of provisions against the outstanding contingent liabilities. However the actual future outcome may be different from this judgement.

Revenue from contracts with customers-The Company has applied judgements that significantly affect the determination of the amount and timing of revenue from contracts with customers.

**Significant estimates**

The key assumptions concerning the future and other key sources of estimation uncertainty at the reporting date, that have a significant risk of causing a material adjustment to the carrying amounts of assets and liabilities, are described below. The Company based its assumptions and estimates on parameters available when the standalone financial statements were prepared. Existing circumstances and assumptions about future developments, however, may change due to market changes or circumstances arising that are beyond the control of the Company. Such changes are reflected in the assumptions when they occur.

Net realizable value of inventory –The determination of net realisable value of inventory involves estimates based on prevailing market conditions, current prices and expected date of commencement and completion of the project, the estimated future selling price, cost to complete projects and selling cost. The Company also involves specialist to perform valuations of inventories, wherever required.


Useful lives of depreciable/ amortisable assets – Management reviews its estimate of the useful lives of depreciable/ amortisable assets at each reporting date, based on the expected utility of the assets. Uncertainties in these estimates relate to technical and economic obsolescence that may change the utility of assets.

Valuation of investment property – Investment property is stated at cost. However, as per Ind AS 40 there is a requirement to disclose fair value as at the balance sheet date. The Company has not engaged independent valuation specialists to determine the fair value of its investment property as at reporting date. The fair value of the investment properties have been disclosed by the management of the Company based upon its own assessment and relying upon prevailing circle rates and market values.

Impairment of Property plant equipment, Investment properties and CWIP – Impairment exists when the carrying value of an asset or cash generating unit exceeds its recoverable amount, which is the higher of its fair value less costs of disposal and its value in use. The value in use calculation is based on a DCF model. The cash flows are derived from the budgets. The recoverable amount is sensitive to the discount rate used for the DCF model as well as the expected future cash-inflows and the growth rate used.

Defined benefit obligation (DBO) – Management's estimate of the DBO is based on a number of underlying assumptions such as standard rates of inflation, mortality, discount rate and anticipation of future salary increases. Variation in these assumptions may significantly impact the DBO amount and the annual defined benefit expenses.


Fair value measurement disclosures – Management applies valuation techniques to determine the fair value of financial instruments (where active market quotes are not available). This involves developing estimates and assumptions consistent with how market participants would price the instrument.



**Park Land Construction & Equipments Limited** (formerly known as *Park Land Construction & Equipments Private Limited*)

**Notes forming part of financial statements as at and for the year ended on March 31, 2023.**

Valuation of investment in subsidiaries, joint ventures and associates – Investments in subsidiaries, joint ventures and associates are carried at cost. At each balance sheet date, the management assesses the indicators of impairment of such investments. This requires assessment of several external and internal factor including capitalisation rate, key assumption used in discounted cash flow models (such as revenue growth, unit price and discount rates) or sales comparison method which may affect the carrying value of investments in subsidiaries, joint ventures and associates



| Particulars                     | As at March     | As at March     |
|---------------------------------|-----------------|-----------------|
|                                 | 31, 2023        | 31, 2022        |
|                                 | (₹ in Lakh)     | (₹ in Lakh)     |
| <b>3 Investment property</b>    |                 |                 |
| Land                            | 9,119.51        | 9,119.51        |
| Add:- Addition during the year  | 69.35           | 30.24           |
| Less:- Deletion during the year | -               | -               |
|                                 | <u>9,188.86</u> | <u>9,149.75</u> |

**(i) Fair value hierarchy and valuation technique**

The fair value of Investment properties as at 31.03.2023 and 31.03.2022 as measured for disclosure purpose in the financial statement is based on the valuation by Registered Valuer under Rule 2 of Companies (Registered Valuer and Valuation) Rules 2017.

| Particulars | Level | As at March 31, 2023 | As at March 31, 2022 |
|-------------|-------|----------------------|----------------------|
| Land        | 3     | 24,000.00            | 23,800.00            |
| Total       |       | 24,000.00            | 23,800.00            |

Reconciliation of fair value of investment properties based on management assessment:


| Particulars   | (₹ in Lakh)           |             |
|---|-----------------------|-------------|
|   | Investment Properties |             |
| Opening Balance as at April 01, 2021  | 23,800.00             |             |
| Increase in fair value  | -                     |             |
| Decline in fair value   | -                     |             |
| <b>Closing Balance as at March 31, 2022</b>                                   | <b>23,800.00</b>      |             |
| Particulars   | Investment Properties |             |
| Opening Balance as at April 01, 2022  | 23,800.00             |             |
| Increase in fair value  | 200.00                |             |
| Decline in fair value   | -                     |             |
| <b>Closing Balance as at March 31, 2023</b>                                   | <b>24,000.00</b>      |             |
| <b>4 Deferred tax assets</b>  |                       |             |
| Unabsorbed losses   | 0.59                  | 0.59        |
|   | <u>0.59</u>           | <u>0.59</u> |
| <b>5 Cash and cash equivalents</b>  |                       |             |
| Balance with bank in current account  | 5.24                  | 0.08        |
| Cash on hand  | 0.03                  | 0.03        |
|   | <u>5.27</u>           | <u>0.11</u> |
| <b>6 Other bank balances</b>  |                       |             |
| Deposits with original maturity of more than 3 months but less than 12 months | 3.93                  | 3.11        |
|   | <u>3.93</u>           | <u>3.11</u> |
| <b>7 Other financial assets</b>   |                       |             |
| Interest accrued but not due  | -                     | 0.04        |
| Advance to related party  | 0.02                  | 0.02        |
|   | <u>0.02</u>           | <u>0.06</u> |
| <b>8 Other assets</b>   |                       |             |
| Income tax receivables  | 0.07                  | 0.77        |
| Prepaid expenses  | 0.00                  | -           |
|   | <u>0.07</u>           | <u>0.77</u> |
| <b>9 Equity share capital</b>   |                       |             |
| <b>Authorized</b>   |                       |             |
| 10,00,000 (10,00,000) equity shares of Rs.10 (Rs.10) each                     | 100.00                | 100.00      |
| <b>Issued, subscribed, and fully paid up</b>                                  |                       |             |
| 50,000 (50,000) equity shares of Rs.10 (Rs.10) each fully paid up             | 5.00                  | 5.00        |

**a) Reconciliation of equity shares outstanding at the beginning and at the end of the reporting period:**

| Particulars   | As at March 31, 2023 |             | As at March 31, 2022 |             |
|---|----------------------|-------------|----------------------|-------------|
|   | Number               | (₹ in Lakh) | Number               | (₹ in Lakh) |
| Number of shares outstanding at the beginning of the year | 50,000               | 5.00        | 50,000               | 5.00        |
| Number of shares outstanding at the end of the year       | 50,000               | 5.00        | 50,000               | 5.00        |

**b) Terms/rights attached to equity shares:**

The Company has only one class of equity share having a par value of Rs. 10 per share. Each shareholder of equity shares is entitled to one vote per share. The Company declares and pays dividend proposed by the Board of Directors is subject to the approval of the shareholders in the ensuing Annual General Meeting. In the event of liquidation of the Company, the holders of equity shares will be entitled to receive remaining assets of the Company, after distribution of all preferential amounts. The distribution will be in proportion to the number of equity shares held by each shareholder.



**c) Shares held by the holding Company, TARC Limited (formerly known as Anant Raj Global Limited)\*:**

| Particulars  | As at March | As at March |
|--|-------------|-------------|
|  | 31, 2023    | 31, 2022    |
|  | (₹ in Lakh) | (₹ in Lakh) |
| *50,000 (*50,000) equity shares of Rs. 10 (Rs.10) each fully paid up | 5.00        | 5.00        |

\*Includes 6 (6) equity shares held by nominees of the holding company, TARC Limited (formerly known as Anant Raj Global Limited)\*

**d) Details of shareholders holding more than 5% shares in the Company:**

| Particulars   | As at March 31, 2023 |           | As at March 31, 2022 |           |
|---|----------------------|-----------|----------------------|-----------|
|   | Number               | % holding | Number               | % holding |
| Equity Shares of Rs. 10 (Rs. 10) each fully paid up:        |                      |           |                      |           |
| -TARC Limited (formerly known as Anant Raj Global Limited)* | 50,000               | 100%      | 50,000               | 100%      |

**Shares held by promoters at the year ended March 31, 2023**

| S.No | Promoter name   | No. Of shares | % of Total Shares | % change during |
|------|---|---------------|-------------------|-----------------|
| 1    | TARC Limited (formerly known as Anant Raj Global Ltd) | 50000         | 100%              | Nil             |
|      | <b>Total</b>  | <b>50000</b>  |                   |                 |

**Shares held by promoters at the year ended March 31, 2022**

| S.No | Promoter name   | No. Of shares | % of Total Shares | % change during |
|------|---|---------------|-------------------|-----------------|
| 1    | TARC Limited (formerly known as Anant Raj Global Ltd) | 50000         | 100%              | Nil             |
|      | <b>Total</b>  | <b>50000</b>  |                   |                 |

**10 Other equity**

| Particulars                  | Equity share capital | Other equity         |                   | Total equity attributable to equity share holders of the Company |
|------------------------------|----------------------|----------------------|-------------------|--|
|                              |                      | Reserves and surplus | Retained earnings |  |
|                              | (₹ in Lakh)          | (₹ in Lakh)          |                   | (₹ in Lakh)  |
| Balance as at April 01, 2021 | 5.00                 | (3.81)               |                   | 1.19   |
| (Loss)/ Profit for the year  |                      | (0.10)               |                   | (0.10)   |
| Balance as at March 31, 2022 | 5.00                 | (3.91)               |                   | 1.09   |
| Balance as at April 01, 2022 | 5.00                 | (3.91)               |                   | 1.09   |
| (Loss)/ Profit for the year  |                      | 3.05                 |                   | 3.05   |
| Balance as at March 31, 2023 | 5.00                 | (0.85)               |                   | 4.15   |

**11 Borrowings**

Unsecured, considered good  
Loan from related party

|  |      |      |
|--|------|------|
|  | 2.21 | 2.21 |
|  | 2.21 | 2.21 |

Loan from related party represents interest free unsecured loan obtained from holding company, which is repayable on demand. There is no repayment of principal by the Company as at the year end.

**12 Trade Payables**

Total outstanding dues of Micro & Small Enterprises

To Related party  
(Other than Micro & Small Enterprises)  
Others  
(Other than Micro & Small Enterprises)

|  |          |          |
|--|----------|----------|
|  | 9,028.31 | 9,028.31 |
|  | 0.15     | 0.55     |
|  | 9,028.46 | 9,028.86 |



**Trade Payables**

Ageing for trade Payables outstanding as at March 31, 2023 is as follows:

| Particulars          | Outstanding for following periods from due date of payment |                  |              |              |                   | Total    |
|----------------------|--|------------------|--------------|--------------|-------------------|----------|
|                      | Not due  | Less than 1 year | 1 to 2 years | 2 to 3 years | More than 3 years |          |
| Trade payables       | -  | -                | -            | -            | -                 | -        |
| MSME*                | -  | -                | -            | -            | -                 | -        |
| Others               | -  | -                | 9,028.46     | -            | -                 | 9,028.46 |
| Disputed dues-MSME*  | -  | -                | -            | -            | -                 | -        |
| Disputed dues-Others | -  | -                | -            | -            | -                 | -        |

(₹ in Lakh)

**Accrued expenses**

**9,028.46**

\* MSME as per the Micro, Small and Medium Enterprises Development Act, 2006

Ageing for trade Payables outstanding as at March 31, 2022 is as follows:

| Particulars          | Outstanding for following periods from due date of payment |                  |              |              |                   | Total    |
|----------------------|--|------------------|--------------|--------------|-------------------|----------|
|                      | Not due  | Less than 1 year | 1 to 2 years | 2 to 3 years | More than 3 years |          |
| Trade payables       | -  | -                | -            | -            | -                 | -        |
| MSME*                | -  | -                | -            | -            | -                 | -        |
| Others               | -  | 9,028.86         | -            | -            | -                 | 9,028.86 |
| Disputed dues-MSME*  | -  | -                | -            | -            | -                 | -        |
| Disputed dues-Others | -  | -                | -            | -            | -                 | -        |

**Accrued expenses**

**9,028.86**

\* MSME as per the Micro, Small and Medium Enterprises Development Act, 2006

**13 Other financial liabilities**

|                  |               |               |
|------------------|---------------|---------------|
| TDS Payable      | -             | 91.24         |
| To related Party | 133.51        | 1.27          |
| Other payables   | 30.39         | 29.72         |
|                  | <u>163.91</u> | <u>122.23</u> |

**14 Revenue from operation**

|             |             |          |
|-------------|-------------|----------|
| Rent Income | 5.20        | -        |
|             | <u>5.20</u> | <u>-</u> |

**15 Other income**

|                 |          |             |
|-----------------|----------|-------------|
| Interest income | -        | 0.15        |
|                 | <u>-</u> | <u>0.15</u> |

**16 Other expenses**

|                                   |             |             |
|-----------------------------------|-------------|-------------|
| Payment to auditors as audit fees | 0.09        | 0.09        |
| Filing fees                       | 1.28        | 0.02        |
| Legal and professional            | 0.21        | 0.17        |
| Bank charges                      | 0.01        | 0.01        |
| Other expenses                    | 0.56        | -           |
| Expenses written off              | -           | 0.02        |
|                                   | <u>2.15</u> | <u>0.31</u> |



- 17 The Company proposes to undertake development of real estate project and directors are identifying for suitable opportunity in this regard.
- 18 The earning considered in ascertaining the Company's EPS is the net profit after tax. The number of shares used in computing basic EPS is the weighted average number of shares outstanding during the period. The weighted diluted earnings per equity share are computed using the weighted average number of equity shares and dilutive potential equity shares outstanding during the period.

| Particulars  |      | Year ended     | Year ended     |
|--|------|----------------|----------------|
|  |      | March 31, 2023 | March 31, 2022 |
| Profit/(Loss) attributable to equity shareholders                    | (₹)  | 3.05           | (0.10)         |
| Nominal value of equity share  | (₹)  | 10.00          | 10.00          |
| Weighted average number of equity shares outstanding during the year | No.s | 50,000         | 50,000         |
| Basic and diluted earnings per share                                 | (₹)  | 6.11           | (0.19)         |

19 **Income tax** (₹ in Lakh)

| Particulars                        | For the year ended March 31, 2023 | For the year ended March 31, 2022 |
|------------------------------------|-----------------------------------|-----------------------------------|
| <b>Tax expenses comprises of :</b> | -                                 | -                                 |
| Current Income Tax                 | -                                 | -                                 |
| Earlier years tax adjustment       | -                                 | -                                 |
|                                    | -                                 | -                                 |

The major component of income tax expenses and the reconciliation of expected tax expenses based on the domestic effective tax rate of company and reported tax expenses in the statement of profit and loss are as follows

| Particulars  | For the year ended March 31, 2023 | For the year ended March 31, 2022 |
|--|-----------------------------------|-----------------------------------|
| <b>Accounting profit/(Loss) before tax</b>   | <b>3.05</b>                       | <b>(0.16)</b>                     |
| Applicable tax rate  | -                                 | -                                 |
| Computed tax expenses  | -                                 | -                                 |
| Current Tax Provisions (A)   | -                                 | -                                 |
| Adjustments recognised in current year in relation to current tax of prior years (B) | -                                 | -                                 |
| Tax expenses recognised in statement of profit & loss(A+B)                           | -                                 | -                                 |

20 **Related Party Disclosures:**

Following parties are to be considered as related parties along with their relationships as on 31.03.2023 as per Ind AS - 24 on "Related Party Disclosures":

a) **List of related parties where control exists and other related parties and their relationships:**

**Holding Company**

TARC Limited (Formerly known as Anant Raj Global Limited)\*

**Fellow Subsidiaries**

Highland Meadows Limited

**Key management Personnel**

|                   |          |                             |
|-------------------|----------|-----------------------------|
| Jatin Sagar       | Director |                             |
| Rakesh Kumar Seth | Director |                             |
| Tarun Malik       | Director | Appointed w.e.f. 28/04/2022 |
| Santosh Kumar     | Director |                             |



Note: The related parties relationships are as identified by the management.

**b) Transaction entered during the year with related parties (excluding reimbursements):**

| Nature of Transactions | Related Party | As at March<br>31, 2023<br>(₹ in Lakh) | As at March<br>31, 2022<br>(₹ in Lakh) |
|------------------------|---------------|--|--|
|------------------------|---------------|--|--|

Nil

**c) Amount outstanding as at March 31, 2023:**

| Account head                           | Related Party   | As at March<br>31, 2023<br>(₹ in Lakh) | As at March<br>31, 2022<br>(₹ in Lakh) |
|--|---|--|--|
| Loan - Current liabilities             | TARC Limited ( Formerly Known as Anant Raj Global Ltd)              | 2.21                                   | 2.21                                   |
| Trade Payables                         | TARC Limited ( Formerly Known as Anant Raj Global Ltd)              | 9,028.31                               | 9,028.31                               |
| Expenses payable - Current liabilities | TARC Limited ( Formerly Known as Anant Raj Global Ltd)              | 133.51                                 | 1.27                                   |
| Other financial assets                 | Highland Meadows Ltd ( Formerly Known As High Land Meadows Pvt Ltd) | 0.02                                   | 0.02                                   |

**21 Going Concern**

Confirmation received from holding company M/s TARC Limited (*formerly known as Anant Raj Global Limited*) that they will provide the financial support to the Company in order to meet the shortfall in its fund requirements over banks and other borrowings to meet out loans from group companies and other liabilities, for a period of not less than 12 months from the date of financial closure of accounts of the Company for the year ended March 31, 2023.

- 22 The name of the company have been changed from "Park Land Construction and Equipments Pvt. Ltd" to " Park Land Construction and Equipments Limited " ROC-Delhi Vide SRN F1900678 dated 18.08.2022, accordingly Financial Statements of the company for the year ended 31st March 2023 have been prepared in the new name of the company.

**23 Contingent Liability**


| Particulars | Year ended<br>March 31, 2023<br>(₹ in Lakh) | Year ended<br>March 31, 2022<br>(₹ in Lakh) |
|-------------|---|---|
|-------------|---|---|

During the year ended March 31, 2023, the holding company of the Company namely TARC Limited(formerly known as Anant Raj Global Limited) has allotted Series A1 Debentures and A2 Debentures for an aggregating amount of Rs. 1330 crores on a Private Placement basis in accordance with applicable laws and Debenture Trust Deed dated April 28, 2022. In terms of the Debenture Trust Deed, the Company has created a security interest in favour of Debenture Trustee namely Catalyst Trusteeship Limited by deposit of title deeds over the immovable property (together with building, plant and machinery etc) having book value of Rs. 9188.86 lacs as at March 31, 2023.

140,000

Nil

- 24 In the opinion of the management, the current assets, short term loans and advances, if realized, in the ordinary course of business, would realize a sum at least equal to that stated in the Balance Sheet.
- 25 Figures and words in brackets relate to the previous year unless otherwise indicated.
- 26 Previous years figures have been regrouped or recast, where necessary, in order to confirm to this year's presentation.



## 27 Financial instruments

## (I) Financial instruments by category

(₹ in Lakh)

| Particulars                        | As at 31st March 2023 |             | As at 31st March 2022 |             |
|------------------------------------|-----------------------|-------------|-----------------------|-------------|
|                                    | Carrying Value        | Fair Value  | Carrying Value        | Fair Value  |
| <b>Financial Assets</b>            |                       |             |                       |             |
| <b>Current</b>                     |                       |             |                       |             |
| <i>Measured at amortised cost</i>  |                       |             |                       |             |
| Cash and Cash Equivalents          | 5.27                  | 5.27        | 0.11                  | 0.11        |
| Other financial assets             | -                     | -           | -                     | -           |
|                                    | 5.27                  | 5.27        | 0.11                  | 0.11        |
| <b>Total Financial Assets</b>      | <b>5.27</b>           | <b>5.27</b> | <b>0.11</b>           | <b>0.11</b> |
| <b>Financial liabilities</b>       |                       |             |                       |             |
| <b>Current</b>                     |                       |             |                       |             |
| <i>Measured at amortised cost</i>  |                       |             |                       |             |
| Borrowings                         | 2.21                  | 2.21        | 2.21                  | 2.21        |
| Other Current Liabilities          | -                     | -           | -                     | -           |
|                                    | 2.21                  | 2.21        | 2.21                  | 2.21        |
| <b>Total Financial liabilities</b> | <b>2.21</b>           | <b>2.21</b> | <b>2.21</b>           | <b>2.21</b> |

For short term financial assets and liabilities carried at amortized cost. The carrying value is reasonable approximation of fair value.

The carrying amount of bank balances, Trade Receivable, Trade Payable, other financial assets / liabilities, loans, cash and cash equivalents, borrowings are considered to be the same as their fair value due to their short term nature.

## (II) Fair values hierarchy

Fair value of the financial instruments is classified in various fair value hierarchies based on the following three levels:

Level 1: Quoted prices (unadjusted) in active market for identical assets or liabilities.

Level 2: Inputs other than quoted price included within Level 1 that are observable for the asset or liability, either directly (i.e. as prices) or indirectly (i.e. derived from prices). The fair value of financial instruments that are not traded in an active market is determined using market approach and valuation techniques which maximize the use of observable market data and rely as little as possible on entity-specific estimates. If significant inputs required to fair value an instrument are observable, the instrument is included in Level 2.

Level 3: Inputs for the assets or liabilities that are not based on observable market data (unobservable inputs).


**Financial Risk Management Objectives And Policies**

The Company's activities expose it to a variety of financial risks, including market risk, credit risk and liquidity risk. The Company's primary risk management focus is to minimize potential adverse effects of market risk on its financial performance. The Company's risk management assessment and policies and processes are established to identify and analyze the risks faced by the Company, to set appropriate risk limits and controls, and to monitor such risks and compliance with the same. Risk assessment and management policies and processes are reviewed regularly to reflect changes in market conditions and the Company's activities. The Board of Directors is responsible for overseeing the Company's risk assessment and management policies and processes.

The Company's financial risk management policy is set by the management. Market risk is the risk of loss of future earnings, fair values or future cash flows that may result from a change in the price of a financial instrument. The value of a financial instrument may change as a result of changes in the interest rates, foreign currency exchange rates, equity prices and other market changes that affect market risk sensitive instruments. The Company manages market risk which evaluates and exercises independent control over the entire process of market risk management. The management recommends risk management objectives and policies, which are approved by Senior Management.

**Risk management****Credit Risk**

Credit risk is the risk that a counterparty fails to discharge its obligations to the Company. The Company's exposure to credit risk is influenced mainly by cash and cash equivalents, trade receivables and financial assets measured at amortised cost. The Company continuously monitors defaults of customers and other counterparties and incorporates this information into its credit risk controls.





Credit risk management

**Credit risk rating**

The Company assesses and manages credit risk of financial assets based on following categories arrived on the basis of assumptions, inputs and factors specific to the class of financial assets.

A: Low credit risk on financial reporting date

B: Moderate Credit Risk

C: High credit risk

The Company provides for expected credit loss based on the following:

| Credit risk          | Basis of categorization                      | Provision for expected credit loss                              |
|----------------------|--|---|
| Low credit risk      | Cash and cash equivalents                    | 12 month expected credit loss                                   |
| Moderate credit risk | Trade receivables and other financial assets | Life time expected credit loss or 12 month expected credit loss |

Based on business environment in which the Company operates, a default on a financial asset is considered when the counter party fails to make payments within the agreed time period as per contract. Loss rates reflecting defaults are based on actual credit loss experience and considering differences between current and historical economic conditions.

Assets are written off when there is no reasonable expectation of recovery, such as a debtor declaring bankruptcy or litigation decided against the Company. The Company continues to engage with parties whose balances are written off and attempts to enforce repayment. Recoveries made are recognized in the statement of profit and loss.

(₹ in Lakh)

| Credit rating           | Particulars            | As at 31 March, 2023 | As at 31 March, 2022 |
|-------------------------|------------------------|----------------------|----------------------|
| A: Low credit risk      | Cash and cash          | 5.27                 | 0.11                 |
| B; Moderate credit risk | Other financial assets | -                    | -                    |
| <b>Total</b>            |                        | <b>5.27</b>          | <b>0.11</b>          |

**i) Concentration of Loan**

The Company's exposure to credit risk for loan is presented as below. Loans majorly represents loans to related parties for business purposes.

(₹ in Lakh)

| Particulars             | As at 31st March 2023 | As at 31st March 2022 |
|-------------------------|-----------------------|-----------------------|
| Loan to Related Parties | -                     | -                     |
| Loan to Others          | -                     | -                     |
| <b>Total</b>            | <b>-</b>              | <b>-</b>              |

**ii) Credit risk exposure**

**Provision for expected credit losses**

**As at 31 March 2023**

(₹ in Lakh)

| Particulars                       | Estimated gross Carrying amount at default | Expected credit losses | Carrying amount net of impairment provision |
|-----------------------------------|--|------------------------|---|
| <b>Measured at amortised cost</b> |  |                        |   |
| Current                           |  |                        |   |
| Cash and Cash Equivalents         | 5.27                                       | -                      | 5.27  |
| <b>Total</b>                      | <b>5.27</b>                                | <b>-</b>               | <b>5.27</b>                                 |

**As at 31 March 2022**

(₹ in Lakh)

| Particulars                       | Estimated gross Carrying amount at default | Expected credit losses | Carrying amount net of impairment provision |
|-----------------------------------|--|------------------------|---|
| <b>Measured at amortised cost</b> |  |                        |   |
| Cash and Cash Equivalents         | 0.11                                       | -                      | 0.11  |
| <b>Total</b>                      | <b>0.11</b>                                | <b>-</b>               | <b>0.11</b>                                 |



Reconciliation of loss provision – expected credit losses

(₹ in Lakh)

| Reconciliation of loss allowance                    | Loan |
|---|------|
| <b>Loss allowance as on 1 April 2021</b>            | -    |
| Impairment loss recognized/reversed during the year | -    |
| <b>Loss allowance on 31 March 2022</b>              | -    |
| Impairment loss recognized/reversed during the year | -    |
| <b>Loss allowance on 31 March 2023</b>              | -    |

**b) Liquidity risk**

Liquidity risk is the risk that the Company will not be able to meet its financial obligations as they become due. The Company manages its liquidity risk by ensuring, as far as possible, that it will always have sufficient liquidity to meet its liabilities when due.

**Maturities of financial liabilities**

The tables below analyze the company's financial liabilities into relevant maturity groupings based on their contractual maturities:

(₹ in Lakh)

| Contractual maturities of financial liabilities as at March 31, 2023 | Total Carrying Value | On Demand Payable | Due within 1 Year | Over 1 Year within 3 Years | Over 3 Year within 5 Years |
|--|----------------------|-------------------|-------------------|----------------------------|----------------------------|
| <b>Current</b>   |                      |                   |                   |                            |                            |
| Borrowings   | 2.21                 | 2.21              | -                 | -                          | -                          |
| Other current liabilities  | -                    | -                 | -                 | -                          | -                          |
| <b>Total</b>   | <b>2.21</b>          | <b>2.21</b>       | -                 | -                          | -                          |

(₹ in Lakh)

| Contractual maturities of financial liabilities as at March 31, 2022 | Total Carrying Value | On Demand Payable | Due within 1 Year | Over 1 Year within 3 Years | Over 3 Year within 5 Years |
|--|----------------------|-------------------|-------------------|----------------------------|----------------------------|
| <b>Current</b>   |                      |                   |                   |                            |                            |
| Borrowings   | 2.21                 | 2.21              | -                 | -                          | -                          |
| Other current liabilities  | -                    | -                 | -                 | -                          | -                          |
| <b>Total</b>   | <b>2.21</b>          | <b>2.21</b>       | -                 | -                          | -                          |

**c) Market risk**

Market risk is the risk of loss of future earnings, fair values or future cash flows that may result from adverse changes in market rates and prices (such as interest rates, foreign currency exchange rates and commodity prices) or in the price of market risk-sensitive instruments as a result of such adverse changes in market rates and prices. Market risk is attributable to all market risk-sensitive financial instruments and all short term and long-term debt. The Company is exposed to market risk primarily related to foreign exchange rate risk, interest rate risk and the market value of its investments. Thus, the Company's exposure to market risk is a function of investing and borrowing activities.

**(i) Foreign exchange risk**

Foreign currency risk is the risk that the fair value or future cash flows of an exposure will fluctuate because of changes in foreign exchange rates.

The Company does not have any international transactions therefore no exposure to foreign exchange arising from foreign currency transactions.

**(ii) Interest rate risk**

The Company's interest free borrowings from related parties are carried at amortised cost. They are therefore not subject to interest rate risk as defined in Ind AS 107, since neither the carrying amount nor the future cash flows will fluctuate because of a change in market interest rates.

**(III) Capital management**

The capital structure of the Company consists of equity, debt, cash and cash equivalents. The Company's objective for capital management is to maintain the capital structure which will support the company's strategy to maximize shareholder's value, safeguarding the business continuity and help in supporting the growth of the Company.



**Note 28**

**Additional regulatory requirements**

*(i) Details of benami property held*

No proceedings have been initiated or are pending against the Company for holding benami property under the Benami Transactions (Prohibition) Act, 1988 (45 of 1988) and rules made thereunder.

*(ii) Wilful Defaulter*

The Company has not been declared as a wilful defaulter by any bank or financial institution or any other lender.

*(iii) Relationship with struck off companies*

The Company has no transactions with the companies struck off under Companies Act, 2013 or Companies Act, 1956.

*(iv) Registration of charges or satisfaction with Registrar of Companies (ROC)*

The Company does not have any charges or satisfaction which is yet to be registered with ROC beyond the statutory period.

*(v) Compliance with approved scheme(s) of arrangements*

The Company has not entered into any scheme of arrangement which has an accounting impact on current or previous financial year.

*(vi) Utilisation of borrowed funds and share premium*

The Company has not advanced or loaned or invested funds to any other person(s) or entity(ies), including foreign entities (Intermediaries) with the understanding that the Intermediary shall:

- a. directly or indirectly lend or invest in other persons or entities identified in any manner whatsoever by or on behalf of the Company (Ultimate Beneficiaries) or
- b. provide any guarantee, security or the like to or on behalf of the ultimate beneficiaries.

The Company has not received any fund from any person(s) or entity(ies), including foreign entities (Funding Party) with the understanding (whether recorded in writing or otherwise) that the Company shall:

- a. directly or indirectly lend or invest in other persons or entities identified in any manner whatsoever by or on behalf of the Funding Party (Ultimate Beneficiaries) or
- b. provide any guarantee, security or the like on behalf of the ultimate beneficiaries.

*(vii) Undisclosed income*

There is no income surrendered or disclosed as income during the current or previous year in the tax assessments under the Income Tax Act, 1961, that has not been recorded in the books of account.

*(viii) Details of crypto currency or virtual currency*

The Company has not traded or invested in crypto currency or virtual currency during the current or previous year.

*(ix) Valuation of PP&E, intangible asset and investment property*

The Company has no property, plant and equipment or intangible assets during the period. Accordingly reporting under this regulatory requirement is not applicable.

*(x) Details of Borrowing*

The Company does not have any borrowing from any bank or financial institution on the security of book debtors, stock & other current assets exceeding the limits prescribed, hence no reporting is required on whether the quarterly statement filed with banks or financials institution are in agreement with books of account of the company or not.



29 Additional Regulatory Information

\* Ratios

| Ratio                                       | Numerator  | Denominator  | Current Year | Previous Year |
|---|--|--|--------------|---------------|
| * Current Ratio (in times)                  | Total Current assets   | Total Current Liabilities  | 0.0010       | 0.0004        |
| **Debt-Equity Ratio (in times)              | Debt consist of borrowings and lease liabilities   | Total equity   | 0.53         | 2.03          |
| Debt service coverage ratio (in times)      | Earning for Debt Service=Net Profit after Taxes+Non cash operating expenses+ interest+other non-cash adjustments | Debt service=Interest and Lease payments+Principal repayments                        | NA#          | NA#           |
| *** Return on equity ratio (in %)           | Profit for the year Less Preference dividend ( if any )  | Average total equity   | 116.63%      | -17.80%       |
| Trade receivables turnover ratio (in times) | Revenue from operations  | Average Trade receivables  | NA#          | NA#           |
| Trade payables turnover ratio (in times)    | Cost of Construction & other expenses  | Average Trade Payables   | 1.02         | 1.01          |
| Net capital turnover ratio (in times)       | Revenue from operations  | Average working capital ( i.e. Total current assets less Total current liabilities ) | (0.00)       | NA#           |
| ^ Net profit ratio (in %)                   | Profit for the Year  | Revenue from operations  | 59%          | -66%          |
| ^^Return on capital employed (in %)         | Profit before tax and finance costs  | Capital employed=Net worth+Lease liabilities+Deferred tax liabilities                | 74%          | -14%          |
| Return on Investment (in %)                 | Income generated from invested funds   | Average invested funds in treasury investments                                       | NA#          | NA#           |

\* Change in current ratio due increase in borrowings during the year.

\*\* Change in debt equity ratio due to increase in equity during the year.

\*\*\*Change in return on equity ratio due to profit during the during the year.

^Change in net profit ratio due to profit during the year.

^^Change in return on capital employed due to profit during the year.

# The above ratios are not applicable in absence of related items.

The accompanying notes are integral part of the financial statements.  
As per report of even date attached.

Singh Pal & Associates  
Chartered Accountants  
Firm Registration No:-023070N  
By the hand of

For and on behalf of the Board of Directors of  
Park Land Construction and Equipments Limited  
[Formerly known as Park Land Construction and Equipments Pvt. Ltd.]

Brijesh Kumar Singh  
Partner  
Membership No:-509943  
New Delhi,  
Date:- May 29, 2023



Santosh Kumar  
Director  
DIN:-08925915

Rakesh Kumar Seth  
Director  
DIN:-08164426